

2009 Pre-Season Roster



#	Name	Yr	Pos.	Ht.	Wt.	Hometown / High School
1	Jesse Cooper	Sr.	DB	5-7	161	Sewell, NJ /Washington Twp.
2	Thomas McFarland	Jr.	LB	6-0	223	Pottsville /Pottsville
3	Brandon Wright	So.	WR	5-11	180	Danville /Danville
4	Derrick Price	So.	RB	5-8	190	Burlington, NJ /Burlington City
5	Mike Wagner	So.	QB	6-0	185	Hershey /Hershey
6	Cory Stiger	Jr.	WR	6-0	195	Williamsport /Loyalsock Twp.
8	Alex Landis	Jr.	DB	6-1	200	Pine Grove /Pine Grove
9	Pat Carey	So.	QB	6-1	195	Loyalsock /Loyalsock Twp/Lafayette
10	Dan Latorre	Gr.	QB	6-0	207	Elysburg /Southern Columbia
11	Mike Varanavage	Jr.	LB	6-0	222	Philadelphia /Archbishop Ryan
12	Stefan Adams	Sr.	RB	5-10	230	West Chester /Henderson
13	Mark Scattene	So.	DB	5-8	175	Bethlehem /Bethlehem Catholic
14	Keter Crosby	So.	WR	6-3	190	Tobyhanna /Pocono Mountain West
15	Domenique Price	Sr.	DB	6-1	195	Easton /Easton
15	Clark Morris	R-Fr.	QB	6-1	195	Sunbury /Line Mountain
16	Vince Browning	So.	DB	5-9	191	Harrisburg /Central Dauphin
17	Oscar Rivera	So.	DB	5-8	180	Bethlehem /Liberty
18	Andrew Flogel	So.	DB	5-9	190	Levittown /Neshaminy
19	Kenny Domzalski	So.	RB	5-9	195	Milford /Delaware Valley
20	Andre Glover	So.	DB	6-0	190	Pottstown /Pottsgrove
21	Marc Best	Sr.	RB	5-8	187	Bushkill /East Stroudsburg North
21	Terrell Oglesby	R-Fr.	DB	5-9	167	Philadelphia /Northeast Catholic
22	Luke Nagy	So.	TE	6-4	215	Manheim /Manheim Central
23	Justin Rivera	So.	DB	5-11	185	Bethlehem /Liberty
24	Chris Boyer	R-Fr.	WR	5-7	165	Hummelstown /Hershey
25	Nick Ciccone	Jr.	DB	6-2	206	Drexel Hill /Upper Darby
26	Tyler Guise	So.	WR	5-11	190	Mechanicsburg /Cumberland Valley
27	Dan Haverstock	R-Fr.	DB	6-1	190	York /West York
28	James Sweeting III	Sr.	RB	5-10	205	Hughesville /Hughesville/Liberty
29	Tim Prizzi	Jr.	FB	5-11	217	Mt. Laurel, NJ /Lenape
30	Kareem Steplight	Fr.	RB	5-6	140	Philadelphia /Frankford
31	Pat Michael	So.	LB	6-0	225	Fairview /Fairview
34	Ryan Feldman	R-Fr.	LB	5-11	200	Aston /JP McCaskey
35	Khristian Mayfield	So.	FB	5-9	225	North Wales /North Penn
36	Anthony Smith	Sr.	LB	5-9	227	Pottstown /Pottstown
37	Matt Cox	So.	FB	5-11	218	Lewisberry /Red Land
38	Ryan Olaf	So.	LB	6-1	226	Danville /Danville
39	Josh Sigman	So.	LB	5-11	190	Easton /Easton
40	Justin Presley	Sr.	DL	6-3	243	Philadelphia /George Washington
41	Dave Onorato	So.	DE	6-2	230	Hummelstown /Bishop McDevitt
42	Ryan Sanders	Jr.	WR	6-0	188	Danville /Danville
43	Mark Keeley	Jr.	LB	5-10	203	Reading /Holy Name
44	Dylan Manni	So.	TE	6-4	240	Bensalem /Bensalem
45	Dan Oliver	Jr.	DB	5-11	190	Cheltenham /LaSalle Univ.
47	Jeff Owsley	So.	LB	6-0	191	Aston /Sun Valley
48	Mike Ashe	R-Fr.	LB	5-11	210	Rockville, MD /Thomas J. Wooten
50	Alex Buchert	R-So.	OL	6-1	260	Robesonia /Conrad Weiser
51	Jarrett Pidgeon	R-Fr.	LB	5-10	220	Barneget, NJ /Southern Regional
52	Tyler Azzalina	Sr.	OL	6-2	295	Bethlehem /Freedom
53	Alphonso Nathan	Sr.	DL	6-1	230	Philadelphia /Milton Hershey
54	Matt Truscott	Jr.	OL	6-3	290	Allentown /Emmaus
55	Josh Chromiak	So.	DL	5-11	230	Wind Gap /Penn Argyl
56	Shaun Moore	R-Fr.	DL	5-10	240	Lansdale /North Penn

2009 Pre-Season Roster



#	Name	Year	Pos.	Ht.	Wt.	Hometown /High School
57	Sean Clift	R-Fr.	LB	6-0	215	Philadelphia/Roman Catholic
58	Kyle Simcox	R-Fr.	OL	6-2	250	Thorofare, NJ /West Deptford
61	Tobin Adams	So.	DL	6-1	252	New Castle, DE /Wm. Penn
64	Mike Schlauch	R-Fr.	DL	5-10	220	Zion Grove /Bloomsburg
66	Marc Francola	R-Fr.	OL	6-1	265	Bloomsburg /Bloomsburg
68	Mike Finnerty	So.	OL	6-2	286	Old Forge /Old Forge
70	Daryl Kurtz	So.	OL	6-4	305	Milton /Milton
72	Tyree Dudley	So.	DL	6-4	305	Philadelphia /Frankford
74	Pat Casey	Jr.	OL	6-0	272	Matamoras /Delaware Valley
75	Justin Walker	Jr.	OL	6-2	320	Coatesville /Coatesville
76	Courtney Kimp	R-Fr.	OL	6-3	340	Pine Hill, NJ /Camden Catholic
77	Brian Clarke	R-Fr.	OL	6-4	305	Hanover Twp. /Hanover
78	Marcus Zimmerman	Jr.	DL	5-11	270	Lititz /Manheim Central
82	Matt Marchioni	R-Fr.	WR	6-3	170	Wilmington, DE /Brandywine
83	Jordan Weisman	Sr.	WR	6-3	214	Mt. Laurel, NJ /Lenape
85	Drew Snyder	So.	WR	6-0	196	Hanover /South Western
86	Chris Tressler	Jr.	WR	5-11	180	Lewistown /Lewistown
87	Mark Daniels	R-Fr.	TE	6-6	230	Sinking Spring /Wilson
88	Ben Weaver	Jr.	TE	6-2	265	Lebanon /Cedar Crest
90	Steve Justick	Fr.	DL	6-2	223	Bloomsburg /Bloomsburg
91	Kenny Orlando	So.	DL	6-1	281	Womelsdorf /Conrad Weiser
93	Jon Koenig	Sr.	K/P	5-10	180	Pine Grove /Pine Grove
96	Dave Huot	Jr.	DL	6-3	270	Bethlehem /Freedom
98	Todd Givler	Jr.	DL	6-2	260	Glenmoore /Downingtown West
99	Tony Whitty	R-Fr.	FB	5-9	230	Matamoras /Delaware Valley
	William Whipple	Jr.	LB	6-1	230	Mifflinburg/Mifflinburg/Juniata
	Robert Ancheff	Fr.	OL	6-5	330	Williams Valley/Williams Valley
	Rickey Bailey	Fr.	WR	6-3	205	Media/Penncrest
	Troy Bianchi	Fr.	DE	6-1	230	Lakeland, NJ/Lakeland Regional
	Cody Bittner	Fr.	DL	6-2	245	Montoursville/Montoursville
	Anthony Cascio	Fr.	OL	6-4	280	Montoursville/Montoursville
	Chris Collins	Fr.	OL	6-4	295	Pine Brook, NJ/Montville/Bryant
	B.J. Deola	Fr.	FB/LB	6-0	225	Holland/Council Rock South
	Adam Diltz	Fr.	QB	5-11	190	Bloomsburg/Central Columbia
	Dan Fisher	Fr.	K/P	6-0	180	Harrisburg/Central Dauphin
	Kyle Fisher	Fr.	WR	6-0	175	Denver/Cocalico
	Aaron Hacker	Fr.	LB	6-1	210	Dover/Dover/US Army
	Glenn Hutton	Fr.	QB	6-0	175	Sicklerville, NJ/Paul VI
	Kyle Jackson	Fr.	WR	6-0	185	Harrisburg/Central Dauphin
	Durrel Johnson	Fr.	OL	6-3	290	Kingston/Wyoming Valley West
	Chris Kennedy	Fr.	DL	6-3	290	Radnor/Archbishop Carroll
	Paul Martino	Fr.	FB/LB	5-11	217	Freehold, NJ/St. Peter's Prep
	Ian Murray	Fr.	L. SNAP	6-3	195	Lock Haven/Central Mountain
	Jonathan Patrick	Fr.	ATH	5-10	170	Somerset, NJ/Franklin
	Zach Powell	Fr.	WR	6-2	215	Berwick/Berwick
	Franklyn Quiteh	Fr.	RB	5-10	195	Tobyhanna/Pocono Mountain West
	Brandon Real	Fr.	RB	5-8	170	West York/West York
	Jordan Rinehart	Fr.	DE	6-3	225	West York/West York
	Sellus Roulhac	Fr.	WR	6-2	175	West Chester/West Chester East
	Jared Shannon	Fr.	K	5-10	170	Bloomsburg/Bloomsburg
	Mike Smith	Fr.	TE	6-3	220	Danville/Danville
	Dylan Spangler	Fr.	LB	6-1	240	Waynesboro/Waynesboro
	Chris Steck	Fr.	OL	6-1	260	Mt. Carmel/Mt. Carmel
	Kalif Walker	Fr.	DB	5-9	175	Philadelphia/Frankford

2008 Statistics



RESULTS

Date	Opponent	Score	Att.
8-30	at Ashland University	W, 49-42	4136
9-6	CALIFORNIA (Pa.)	W, 24-17	1310
9-13	MERCYHURST	W, 24-0	3200
9-20	KUTZTOWN*	W, 31-21	2217
9-27	at C.W Post*	W, 13-6	486
10-4	at Millersville*	W, 49-24	4027
10-11	E. STROUDSBURG*	W, 42-23	2474
10-18	at Cheyney*	W, 43-7	3197
10-25	at Shippensburg*	W, 21-0	1984
11-1	WEST CHESTER*	L, 21-24	6783
11-8	at Gannon	W, 38-10	580
11-22	WEST CHESTER +	W, 28-21	1800
11-29	CALIFORNIA (Pa.) + L,	24-27	1447

* PSAC East Game + NCAA Playoff Game

Overall Record: 11-2-0

PSAC East: 6-1

Home: 5-2 • **Away:** 6-0

TEAM STATS

	BU	Opp
First Downs	261	221
Run	164	83
Pass	82	123
Penalty	15	15
Rushing Attempts	624	453
Rushing Yards Gained	3712	1882
Rushing Yards Lost	252	294
Net Yards Rushing	3460	1588
Yards Rushing Per Game	266.2	122.2
Passes Attempted	211	364
Passes Completed	117	202
Passes Intercepted	4	12
Yards Passing	1671	2398
Yards Passing Per Game	128.5	184.5
Total Offensive Plays	835	817
Total Offensive Yards	5131	3986
Total Yards Per Game	394.7	306.6
Punts-Average	47-34.7	63-37.4
Fumbles-Lost	19-10	27-14
Penalties-Yards	63-589	55-486
3 rd Down Conversions	79/167	64/173
3 rd Down Conversion %	47%	37%
4 th Down Conversions	8/22	16/27
4 th Down Conversions %	36%	59%
Time of Possession/Game	31:32	28:28
Sacks By-Yards	20-131	17-122
Red Zone Scores	36-48/75%	25-33/79%

SCORE BY QUARTER

	1st	2nd	3rd	4th	Total
BU	81	143	89	94	407
Opp.	44	52	78	48	222

RUSHING

NAME	GP-GS	Att	Gain	Loss	Net	Avg	TD	Long	Avg/G
Derrick Price	12-12	218	1320	41	1279	5.9	7	48	106.6
Kenny Domzalski	12-0	162	916	38	878	5.4	3	63	73.2
Dan Latorre	13-13	84	678	133	545	6.5	8	49	41.9
Stefan Adams	13-13	70	330	4	326	4.7	11	31	25.1
J. Sweeting III	12-0	23	138	0	138	6.0	0	24	11.5
Marc Best	4-1	26	134	0	134	5.2	0	21	33.5
Ryan Maggs	13-0	11	83	3	80	7.3	0	41	6.2
Mike Quintans	3-0	9	46	0	46	5.1	1	9	15.3
Matt Cox	9-0	4	29	0	29	7.2	0	14	3.2
Jesse Cooper	13-13	2	19	0	19	9.5	0	14	1.5
Mike Wagner	4-0	6	19	9	10	1.7	0	8	2.5
TEAM	7-0	8	0	12	-12	-1.5	0	0	-1.7
Kyle Ream	13-13	1	0	12	-12	-12.0	0	0	-0.9
HUSKIES	13	624	3712	252	3460	5.5	30	63	266.2
Opponents	13	453	1882	294	1588	3.5	14	38	122.2

2008 Statistics



PASSING

NAME	GP-GS	Effic.	Att	Cmp	Int	Pct	Yds	TD	Lng	Avg/G
Dan Latorre	13-13	149.03	203	112	4	55.2	1617	19	77	124.4
Mike Wagner	4-0	160.45	8	5	0	62.5	54	1	16	13.5
HUSKIES	13	149.46	211	117	4	55.5	1671	20	77	128.5
Opponents	13	116.93	364	202	12	55.5	2398	14	58	184.5

RECEIVING

Name	GP-GS	Rec.	Yds	Avg	TD	Long	Avg/G
Kyle Ream	13-13	47	824	17.5	13	77	63.4
Ryan Barr	12-0	11	158	14.4	3	35	13.2
Ben Weaber	8-7	11	114	10.4	1	17	14.2
Jordan Weisman	13-13	9	146	16.2	1	38	11.2
Derrick Price	12-12	9	128	14.2	1	44	10.7
Cory Stiger	12-0	7	61	8.7	0	16	5.1
Stefan Adams	13-13	7	27	3.9	0	16	2.1
Kenny Domzalski	12-0	5	93	18.6	1	43	7.8
Ryan Dickerson	6-0	5	59	11.8	0	16	9.8
Dylan Manni	11-1	2	25	12.5	0	14	2.3
Chris Tressler	13-0	2	24	12.0	0	12	1.8
Ryan Maggs	13-0	1	7	7.0	0	7	0.5
Matt Cox	9-0	1	5	5.0	0	5	0.6
Huskies	13	117	1671	14.3	20	77	128.5
Opponents	13	202	2398	11.9	14	58	184.5

SCORING

Name	TD	PAT	FG	2pt	Safety	DXP	Points
Kyle Ream	13	0-0	0-0	0	0	0	78
Joe Koenig	0	54-54	7-12	0	0	0	75
Stefan Adams	11	0-0	0-0	0	0	0	66
Derrick Price	8	0-0	0-0	0	0	0	48
Dan Latorre	8	0-0	0-0	0	0	0	48
Kenny Domzalski	4	0-0	0-0	0	0	0	24
Ryan Barr	3	0-0	0-0	0	0	0	18
Jesse Cooper	3	0-0	0-0	0	0	0	18
Mike Quintans	1	0-0	0-0	0	0	0	6
Ben Weaber	1	0-0	0-0	0	0	0	6
Vince Browning	1	0-0	0-0	0	0	0	6
Jordan Weisman	1	0-0	0-0	0	0	0	6
Oscar Rivera	1	0-0	0-0	0	0	0	6
Jeff Owsley	0	0-0	0-0	1-1	0	0	2
Huskies	55	7-12	54-54	1-1	0	0	407
Opponents	29	6-13	26-28	1-1	1	0	222

2008 Statistics



PUNTING

Name	No.	Yds	Avg	Long	TB	FC	I20	Blkd
Joe Koenig	30	1038	34.6	47	1	3	9	0
Kyle Ream	17	594	34.9	55	0	4	4	0
Huskies	47	1632	34.7	55	1	7	13	0
Opponents	63	2357	37.4	67	3	10	24	0

INTERCEPTIONS

Name	No.	Yds	Avg	TD	Long
Jesse Cooper	4	122	30.5	2	71
Oscar Rivera	2	92	46.0	1	52
Andre Ellis	2	5	2.5	0	5
T. McFarland	1	0	0.0	0	0
Vince Browning	1	58	58.0	1	58
Alex Landis	1	1	1.0	0	1
Domenique Price	1	1	1.0	0	1
Huskies	12	279	12.1	4	71
Opponents	4	0	0	0	0

KICK RETURNS

Name	No.	Yds	Avg	TD	Long
Jesse Cooper	23	705	30.7	1	91
Tyler Guise	10	245	24.5	0	33
Dan Tillotson	4	30	7.5	0	16
Ryan Maggs	3	25	8.3	0	12
Ryan Dickerson	1	28	28.0	0	28
Kyle Ream	1	0	0.0	0	0
Nick Ciccone	1	16	16.0	0	16
Huskies	43	1049	24.4	1	91
Opponents	69	1391	20.2	0	84

PUNT RETURNS

Name	No.	Yds	Avg	TD	Long
Jesse Cooper	14	103	7.4	0	71
Tyler Guise	1	9	9.0	0	9
Huskies	15	112	7.5	0	71
Opponents	16	118	7.4	0	20

BY THE NUMBERS

2 Number of wins by shutout for Bloomsburg in 2008	4 Number of interceptions thrown by Bloomsburg in 2008	30 Number of rushing touchdowns scored by the Huskies in 2008
3 Number of games in which Huskies scored more than 40 points	54 Number of consecutive PAT's made by Jon Koenig in 2008	.792 Winning percentage for the Huskies this decade (84-22)
4 Number of interceptions returned for touchdowns last year by Bloomsburg	64 Number of consecutive PAT's made by Jon Koenig dating back to 2007	3,460 Number of net yards rushing for the Huskies in 2008, a school-record

2008 Statistics



DEFENSIVE LEADERS

	Name	Solo	AT	Total	TFL	Sack	Int.	PBU	FRec	FF
34	Greg Myers	59	24	83	5.5	1	0	2	0	1
27	Dan Tillotson	45	13	58	1.0	1.0	0	3	0	2
11	Mike Varanavage	29	24	53	1.0	0	0	2	1	0
17	Oscar Rivera	38	15	53	3.0	1.0	2	6	0	1
2	Thomas McFarland	37	15	52	5.0	0	1	0	0	2
44	Jon Ochs	35	14	49	17.5	8.0	0	0	1	5
15	Domenique Price	33	14	47	2.5	0	1	3	2	0
1	Jesse Cooper	29	9	38	0	0	4	9	1	0
29	Andre ellis	27	11	38	2.0	0	2	2	0	1
8	Alex Landis	30	8	38	0	0	1	2	0	0
96	Dave Huot	21	16	37	8.5	2.5	0	0	1	3
53	Alphonso Nathan	18	16	34	5.0	1.0	0	1	0	0
94	Earl McNeil	24	8	32	5.0	2.0	0	0	2	1
40	Justin Presley	16	15	31	3.5	1.0	0	4	2	0
78	M. Zimmerman	14	11	25	4.0	2.0	0	0	0	0
45	Dan Oliver	13	12	25	0	0	0	1	2	1
98	Todd Givler	8	8	16	2.0	1.0	0	0	0	0
13	Mark Scattene	9	5	14	0.5	0	0	0	0	0
16	Vince Browning	9	5	14	2.5	0	1	1	0	0
38	Ryan Maggs	6	6	12	0	0	0	0	0	0
36	Anthony Smith	7	3	10	0	0	0	0	0	0
25	Nick Ciccone	3	3	6	1.5	0	0	0	0	0
31	Pat Michael	5	1	6	0	0	0	0	0	1
91	Kenny Orlando	5	1	6	2.0	0	0	0	0	0
86	Chris Tressler	5	1	6	0	0	0	0	0	0
41	Dave Onorato	2	4	6	0.5	0.5	0	0	1	0
23	Justin Rivera	5	0	5	0	0	0	0	0	1
20	Andre Glover	5	0	5	0	0	0	0	0	0
26	Tyler Guise	4	1	5	0	0	0	0	0	0
55	Josh Chromiak	2	2	4	0	0	0	0	0	0
28	J. Sweeting III	3	1	4	0	0	0	0	0	0
18	Andrew Fogel	1	2	3	0	0	0	0	0	0
33	Ryan Hastings	1	1	2	0.5	0	0	0	0	0
TM	Team	1	0	1	0	0	0	0	1	0
5	Kyle Ream	1	0	1	0	0	0	0	0	0
12	Stefan Adams	0	1	1	0	0	0	0	0	0
7	Ryan Dickerson	0	1	1	0	0	0	0	0	0
84	Ty Traister	1	0	1	0	0	0	0	0	0
43	Mark Keely	0	1	1	0	0	0	0	0	0
46	Colt Greer	1	0	1	0	0	0	0	0	0
93	Joe Koenig	1	0	1	0	0	0	0	0	0
83	Jordan Weisman	1	0	1	0	0	0	0	0	0
95	John Pettine	0	0	0	0	0	0	1	0	0
	Total	554	272	826	73	20	12	37	14	19
	Opponents	546	346	892	72	17	4	18	10	13

2008 Season Superlatives



	Bloomsburg TEAM		Opponent	
	High		High	
Rushes	63	at Cheyney	53	at Gannon
Yards Rushing	428	at Millersville	198	vs. California (NCAA)
Yards Per Rush	8.7	at Millersville	4.9	vs. California (NCAA)
TD Rushes	4	at Ashland	3	at Ashland
		at Millersville		
		at Cheyney		
Pass Attempts	26	at C.W. Post	41	vs. West Chester
Pass Completions	14	at C.W. Post	26	at Ashland
		at Gannon	29	vs. Edinboro
Yards Passing	210	vs. Kutztown	359	at Ashland
Yards per Pass	14.0	vs. Kutztown	10.3	at Ashland
TD Passes	3	at Ashland	3	vs. California (NCAA)
		at Gannon		
Total Plays	82	at Cheyney	76	vs. Kutztown
Total Offense	538	at Cheyney	499	at Ashland
Yards per Play	8.2	at Millersville	7.8	at Ashland
Points	49	at Ashland	42	at Ashland
	49	at Millersville		
Sacks	5	vs. Mercyhurst	4	vs. Mercyhurst
First Downs	31	at Cheyney	24	vs. California (NCAA)
Penalties	9	at C.W. Post	8	at Ashland
		vs. E. Stroudsburg		
		vs. West Chester		
Penalty Yards	88	vs. West Chester	65	at C.W. Post
Turnovers	3	vs. California (NCAA)	4	vs. Mercyhurst
				vs. C.W. Post
Interceptions	2	Three Times	1	Four Times

INDIVIDUAL—BLOOMSBURG

Rushing Attempts	26	Derrick Price vs. California, 9/6/2008
Rushing Yards	186	Derrick Price vs. Mercyhurst, 9/13/2008
TD Rushes	3	Stefan Adams at Cheyney, 10/18/2008
Long Rush	63	Kenny Domzalski at Millersville, 10/4/2008
Pass Attempts	26	Dan Latorre at C.W. Post, 9/27/2008
Pass Completions	14	Dan Latorre at C.W. Post, 9/27/2008; at Gannon, 11/8/2008
Yards Passing	210	Dan Latorre vs Kutztown, 9/20/2008
TD Passes	3	Dan Latorre at Ashland, 8/30/2008; at Gannon, 11/8/2008
Long Pass	77	Dan Latorre vs. East Stroudsburg, 10/11/2008
Receptions	7	Kyle Ream at Gannon, 11/8/2008
Yards Receiving	125	Kyle Ream vs. East Stroudsburg, 10/11/2008
TD Receptions	2	Kyle Ream on four occasions
Long Reception	81	Kyle Ream vs. East Stroudsburg, 10/11/2008
Field Goals	2	Jon Koenig vs. C.W. Post, 9/27/2008
Long Field Goal	42	Jon Koenig vs. C.W. Post, 9/27/2008
Punts	7	Jon Koenig at Shippensburg, 10/25/2008
Punting Avg.	43.5	Kyle Ream vs. Mercyhurst, 9/13/2008
Long Punt	55	Kyle Ream vs. Mercyhurst, 9/13/2008
Long Punt Return	71	Jesse Cooper at Shippensburg, 10/25/2008
Long Kickoff Return	91	Jesse Cooper at Millersville, 10/4/2008
Tackles	16	Greg Myers vs. California, 11/29/2008
Sacks	3.0	Jon Ochs vs. Mercyhurst, 9/13/2008
Tackles for Loss	4.0	Jon Ochs vs. Mercyhurst, 9/13/2008
Interceptions	2	Jesse Cooper vs. West Chester 11/22/2008

2008 Statistics-The Last Time



BY A BLOOMSBURG PLAYER

20 carries
30 carries
40 carries
100+ yards rushing
200+ yards rushing
300+ yards rushing
3 TDs or more
50+ yard run
20 pass completions
30 pass completions
30 pass attempts
40 pass attempts
50 pass attempts
200+ yards passing
300+ yards passing
400+ yards passing
3 TD passes or more
50+ yard pass
10 receptions
100+ yards receiving
200+ yards receiving
3+TD Receptions
3+ interceptions
3+ sacks
Kickoff Return-TD
Punt Return-TD
Interception Return-TD
Fumble Return-TD
40-yard field goal
Scored all four quarters
Recorded a safety
Shutout-Home
Shutout-Road
400+ Yards Total Offense
500+ Yards Total Offense

Derrick Price (21) at Shippensburg, 10/25/08
Jamar Brittingham (30) vs. Cheyney, 11/3/07
Irv Sigler (41) vs. Millersville, 10/18/1997
Derrick Price (112) vs. California, 11/29/08
Jamar Brittingham (257) vs. Millersville, 10/20/07
Jerry Marks (300) vs. Mansfield, 11/2/91
Stefan Adams (3) at Cheyney, 10/18/08
Kenny Domzalski (63) at Millersville, 10/4/08
Dan Latorre (21) vs. Edinboro, 9/15/07
Jeff King (39) vs. Lock Haven, 9/19/92
Dan Latorre (34) vs. Edinboro, 9/15/07
Eric Miller (43) vs. UC Davis, 12/2/00
Jeff King (69) vs. Lock Haven, 9/19/92
Dan Latorre (210) vs. Kutztown, 9/20/08
Jack Lydic (309) vs. Millersville, 11/5/05
Eric Miller (415) vs. New Haven, 9/4/99
Dan Latorre (3) vs. Gannon, 11/8/08
Latorre to Kyle Ream (77) vs. East Stroudsburg, 10/11/08
Steve Burke (11) vs. East Stroudsburg, 10/2/04
Kyle Ream (125) vs. East Stroudsburg, 10/11/08
Ron Lelko (211) vs. East Stroudsburg, 11/16/96
Steve Burke (3) vs. East Stroudsburg, 10/4/03
Deric Lynch (3) vs. Mansfield, 11/13/93
Jon Ochs (3) vs. Mercyhurst, 9/13/2008
Jesse Cooper (91) at Millersville, 10/4/08
Ryan Schuck (56) vs. Cheyney, 11/11/06
Jesse Cooper (62) vs. West Chester, 11/22/08
Phil Riccardi (19) vs. East Stroudsburg, 11/4/06
Jon Koenig (42) at C.W. Post, 9/26/08
vs. California, 11/29/08
vs. East Stroudsburg, 11/19/05
vs. Mercyhurst (24-0), 9/13/08
at Shippensburg (21-0), 10/25/08
vs. Indiana (Pa.) (416), 11/10/06
at Cheyney (538), 10/18/08

BY AN OPPONENT

20 carries
30 carries
100+ yards rushing
200+ yards rushing
3 TDs or more
50+ yard run
20 pass completions
30 pass completions
30 pass attempts
40 pass attempts
50 pass attempts
200+ yards passing
300+ yards passing
400+ yards passing
3 TD passes or more
50+ yard pass
10 receptions
100+ yards receiving
200+ yards receiving
300+ yards receiving
3+ TD Receptions
3+ sacks
Punt Return-TD
Kickoff Return-TD
Interception Return-TD
Fumble Return-TD
40-yard field goal
Scored all four quarters
Recorded a safety
Shutout
400+ Yards Total Offense
500+ Yards Total Offense

Daine Williams (27), California (Pa.), 11/29/08
Brandon Lombardy (30), California (Pa.), 9/8/07
Daine Williams (145), California (Pa.), 11/29/08
Gerald Thompson, Edinboro (243), 11/14/98
Elice Parker (3), Indiana (PA), 9/7/02
Osagie Osunde, (59), West Chester, 10/7/06
Kevin McCabe (22), California (Pa.), 11/29/08
Jim Terwilliger, (35), East Stroudsburg, 11/4/06
Joe Wright (39), West Chester, 11/22/08
Jim Terwilliger, (48), East Stroudsburg, 11/4/06
Damian Poalucci (52), East Stroudsburg, 11/16/96
Joe Wright (262), West Chester, 11/22/08
Trevor Harris (329), Edinboro, 9/15/07
Kyle Spotts (463), Kutztown, 10/6/07
Kevin McCabe (3), California (Pa.), 11/29/08
Darryl Jones from Ronald Thompson, Cheyney (58), 10/18/08
Ken Witter (10), Indiana (Pa.), 11/10/07
Mike Washington (103), West Chester, 11/22/08
Elvert Eden, New Haven (240) 9/4/99
Elfren Quiles (308), Kutztown, 10/6/07
Ed Giddings, Cheyney (3) 10/25/03
O'Neil Anderson, vs. New Haven (3), 9/4/99
Levi Green, Mansfield (55, blk.) 11/6/99
Andrew Siggins, Millersville (77) 11/5/05
Darren Smith, Grand Valley State (35), 11/17/01
Tyree Patterson, Mansfield (73) 11/6/99
John Banzhof (50), Millersville, 10/4/08
West Chester, 11/1/08
East Stroudsburg, 10/11/08
Shippensburg, 2003
Ashland (499), 8/30/08
West Chester (542), 10/29/05

2008 Season In Review



Game 1- August 30, 2008—Bloomsburg 49, Ashland University 42

	1st	2nd	3rd	4th	F
HUSKIES	7	7	21	14	49
Ashland	21	14	0	7	42
1st AU	D. Harvey 8 yd. run (R. Jung kick)				
AU	D. Harvey 31 yd. run (R Jung kick)				
AU	T. Lewis 33 yd. fum rec (R. Jung kick)				
BU	D. Price 2 yd. run (J. Koenig kick)				
2nd AU	D. Harvey 2 yd. run (R. Jung kick)				
BU	K. Ream 30 yd. pass from D. Latorre (J. Koenig kick)				
AU	N. Bellanco 30 yd. pass from B. Cundiff (Ryan Jung kick)				
3rd BU	S. Adams 5 yd. run (J. Koenig kick)				
BU	K. Ream 32 yd. pass from D. Latorre (J. Koenig kick)				
BU	B. Weaver 32 yd. pass from D. Latorre (J. Koenig kick)				
4th BU	S. Adams 31 yd. run (J. Koenig kick)				
AU	J. Horn 39 yd. pass from B. Cundiff (R. Jung Kick)				
BU	K. Domzalski 23 yd run (J. Koenig kick)				

RUSHING: AU-Dawon Harvey 13-74; Billy Cundiff 8-51; Justin Ferguson 4-13; Carlin Isles 3-6; Ryan O'Dell 1-1;
BU-Kenny Domzalski 16-174; Derrick Price 24-139; Stefan Adams 6-42; Ryan Maggs 1-16; TEAM 2-0; Kyle Ream 1-0; Dan Latorre 8-16

PASSING:AU-Billy Cundiff 26-35-1-359
BU-Dan Latorre 11-22-0-158

RECEIVING: AU-Johnny Long 7-99; Nick Bellanco 5-94; Dawon Harvey 5-19; Joe Horn 3-84; Frank Cardone 3-41; Carlin Isles 3-22
BU-Kyle Ream 5-90; Ben Weaver 2-28; Jordan Weisman 2-22; Chris Tressler 1-12; Stefan Adams 1-6

ASHLAND, OH—Kenny Domzalski's 23-yard scoring run with 54 seconds left in the game lifted 25th-ranked Bloomsburg to a 49-42 come-from-behind win over 15th-ranked Ashland.

Domzalski's touchdown capped a furious second half comeback for the Huskies which trailed 35-14 at the break. The comeback was the biggest for the Huskies since trailing by 17 points (24-7) to East Stroudsburg in 2003 and rallied for a 40-37 win.

Trailing by 21 at the break, Bloomsburg started the second half with a nine-play, 73-yard drive capped off by Stefan Adams five yard scoring run to make it 35-21. After the Huskies defense forced the first Ashland punt of the game on the first drive of the second half, Bloomsburg marched 54 yards in six plays with Dan Latorre hitting Kyle Ream with 32-yard scoring pass to make it 35-28 with 6:13 left in the third period.

Ashland went three and out with the Huskies quickly going 68 yards in just three plays capped by Latorre hitting Ben Weaver with a 17-yard TD pass to tie the game at 35-all with 2:11 left in the third. A key play in the drive was a 48-yard run by Domzalski.

Bloomsburg's defense made forced a big turnover early in the fourth period when Thomas McFarland intercepted a Billy Cundiff pass giving the Huskies the ball at the Ashland 42-yard line. Two plays later Adams ran 31-yards for a score to give Bloomsburg its first lead of the game at 42-35.

Ashland tied the score with just 3:05 to play in the game when Cundiff hit Joe Horn with a 39-yard scoring pass, leaving plenty of time for the Huskies. Taking over on its own 35-yard line, Bloomsburg moved out to its own 47 on consecutive runs by Domzalski. Then following an incomplete pass, Ashland was flagged for a personal foul putting the ball at the Eagles 39-yard line. Fullback Ryan Maggs then gained 16 yards on his first-ever carry, then Domzalski capped the comeback with his 23-yard run.

Ashland, though, still had time, but the Bloomsburg defense forced a fumble by the Eagles, but could only run the clock down to the 15 seconds giving the home team one more shot. The Eagles got a 26-yard completion to the BU 40, but a pass as time expired fell short.

Game 2- September 6, 2008—Bloomsburg 24, California (Pa.) 17

	1st	2nd	3rd	4th	F
California (Pa.)	0	0	14	3	17
HUSKIES	7	7	10	0	24
1st BU	S. Adams 4 yd. run (J. Koenig kick)				
2nd BU	D. Latorre 49 yd. run (J Koenig kick)				
3rd CAL	M. Pestano 49 yd. pass form K McCabe (D. Fiorenza kick)				
CAL	W. Brown 38 yd. run (D Fiorenza kick)				
BU	J. Koenig 35 yd. field goal				
BU	O. Rivera 52 yd. int. ret (J. Koenig kick)				
4th CAL	D. Fiorenza 23 yd. field goal				

RUSHING: CAL-Daine Williams 17-92; Windell Brown 6-73; Brandon Lombardy 13-46; Kevin McCabe 5-7
BU-Derrick Price 26-172; Kenny Domzalski 13-85; Dan Latorre 7-75; Stefan Adams 5-7; Ryan Maggs 2-5; TEAM 2-0

PASSING: CAL-Kevin McCabe 11-25-1-153
BU-Dan Latorre 1-6-1-8

RECEIVING: CAL-Brandon Lombardy 4-27; Marcel Pestano 3-56; Josh Gumbert 3-38; AJ Jackson 1-32
BU-Kyle Ream 1-8

BLOOMSBURG—Red-shirt freshman Oscar Rivera's 52-yard interception return for a touchdown lifted 18th-ranked Bloomsburg to a 24-17 win over fifth-ranked California (PA) University. The game was the first played in the newly renovated Redman Stadium and was played in a steady downpour.

Rivera's game-changing play came late in the third period with the Huskies clinging to a 17-14 lead. Vulcan's quarterback Kevin McCabe went back to pass, but Rivera stepped in front of the throw near mid-field and raced towards the end zone dragging McCabe with him for the final five yards. The return gave the Huskies a 24-14 lead, which they held on to for their second straight upset win of a higher-ranked team.

Bloomsburg scored first on its opening possession with Stefan Adams capping the 76-yard drive with a four-yard run. A big play in the drive was a 30-yard run by freshman Derrick Price. In the second period the Huskies made it 14-0 when quarterback Dan Latorre scrambled 49-yards for a score. In the first half the Huskies allowed just 76 yards of offense, while gaining 228 themselves.

California got on the board in the third period when McCabe hit Marcel Pestano with a 49-yard scoring pass to bring the Vulcans within seven points at 14-7 with 8:39 left in the third.

Cal scored again following a turnover by the Huskies with Windell Brown scoring on a 38-yard run with 5:59 to play in the third. On its ensuing drive the Huskies Jon Koenig hit a 35-yard field goal to put the Huskies in front 17-14.

After Rivera's game-changing play occurred the Vulcans got back within a touchdown early in the fourth period when Derek Fiorenza connected on a 23-yard field goal to make it 24-17.

After Cal's defense forced a three and out for the Huskies, the Vulcans ate up over six minutes of clock, but had their drive stall at the Bloomsburg 33-yard line. McCabe threw three straight incompletions turning the ball over on downs with 1:48 to go. Bloomsburg was able to run out the clock and get the win.

Overall, Price finished with 169 yards rushing on 26 carries as the Huskies totaled 325 yards on the ground.

2008 Season In Review



Game 3- September 13, 2008—Bloomsburg 24, Mercyhurst 0

	1st	2nd	3rd	4th	F
Mercyhurst	0	0	0	0	0
HUSKIES	0	14	3	7	24

1st BU K. Domzalski 43 yd. pass from D. Latorre (J. Koenig kick)
 BU D. Latorre 2 yd. run (J. Koenig kick)
 3rd BU J. Koenig 38 yd. field goal
 4th BU D. Latorre 15 yd. run (J. Koenig kick)

RUSHING: MU- Richard Stokes 11-43; Ben Jennings 3-20; Carnell Evans 4-20; Gerald Anderson 1-1; Cody Ladutko; 1-0; Garret Kensey 8-7
 BU-Derrick Price 22-187; Kenny Domzalski 15-112; Marc Best 2-12; J. Sweeting III 3-10; Matt Cox 1-10; Stefan Adams 1-5; Dan Latorre 7-23

PASSING: MU-Garrett Kensey 14-24-0-184; Cody Ladutko 2-5-1-12
 BU-Dan Latorre 9-17-0-156

RECEIVING: MU-Dave Stallard 5-53; Josh Szeluga 3-61; Kirk Campbell 2-42; Aaron Haynes 2-21; Max Khuri 1-9; Richard Stokes 1-7; Matt Mohr 1-3; Ben Jennings 1-0
 BU-Kenny Domzalski 3-64; Kyle Ream 2-53; Ryan Barr 1-15; Ben Weaver 1-11; Ryan Maggs 1-7; Cory Stiger 1-6

BLOOMSBURG— Quarterback Dan Latorre threw one touchdown and ran for two more and defensive tackle Jon Ochs had three sacks in the game to lead 11th-ranked Bloomsburg to a 24-0 win over Mercyhurst College. It was the first shutout for the Huskies since 2005.

After a scoreless first period, Bloomsburg got on the board when Latorre threw a short pass to Kenny Domzalski, who took it 43 yards for a touchdown.

The Huskies second score was set up by Ochs who sacked Laker quarterback Garrett Kensey, forced a fumble and recovered the ball on the play to give Bloomsburg the ball at its own 44-yard line. Three plays later Latorre ran two yards for a touchdown giving the Huskies a 14-0 lead at halftime.

In the second half, Ochs sacked Kensey for a seven-yard loss ending a Mercyhurst drive and giving Bloomsburg the ball at the Huskies 46 yard line. Eight plays later, Jon Koenig hit a 38-yard field goal for a 17-0 lead.

Bloomsburg's final score came in the fourth period when Latorre faked a handoff and kept the ball for a 15-yard touchdown run.

Mercyhurst was driving late in the game to get on the board and avoid the shutout when Ochs sacked backup quarterback Cody Ladutko forcing another fumble that was eventually recovered by the Huskies ending the threat.

Latorre finished nine of 17 for 156 yards and a touchdown through the air and netted a loss of one yard on the ground with his two touchdowns. Ochs finished with six tackles, four of them for losses and three of them sacks for losses totaling 32 yards. As a team the Huskies gained 490 yards of offense to just 222 for Mercyhurst.

Game 4- September 20, 2008—Bloomsburg 31, Kutztown 21

	1st	2nd	3rd	4th	F
Kutztown	3	7	3	8	21
HUSKIES	0	10	14	7	31

1st KU M. Dineen 37 yd. field goal
 2nd BU J. Koenig 35 yd. field goal
 KU K. Klosky 15 yd. pass from S. Martin (M. Dineen kick)
 BU K. Ream 55 yd. pass from D. Latorre (J. Koenig kick)
 3rd BU K. Ream 28 yd. pass from D. Latorre (J. Koenig kick)
 KU M. Dineen 34 yd. field goal
 BU K. Domzalski 7 yd. run (J. Koenig kick)
 KU J. Uhlig 2 yd. pass from S. Martin (N. Aspromonte pass from S. Martin)
 BU D. Price 9 yd. run (J. Koenig kick)

RUSHING: KU-Shane Martin 15-75; Cary McFadden 10-37; Dontay Wilson 13-37; Kendall Coleman 3-8
 BU-Derrick Price 12-61; Dan Latorre 10-62; Kenny Domzalski 11-35; Stefan Adams 3-7; Matt Cox 1-3; Team 1-0
PASSING: KU-Shane Martin 18-35-0-161
 BU-Dan Latorre 10-15-1-210

RECEIVING: KU- Kaleb Klosky 7-88; Mike Dietrich 3-23; Jason Uhlig 3-13; Nick Aspromonte 2-22; Maurice adams 2-8; Dan Onorato 1-7
 BU-Kyle Ream 4-102; Ryan Dickerson 3-36; Derrick Price 2-54; Kenny Domzalski 1-18

BLOOMSBURG— Dan Latorre threw for 210 yards and two TDs to lead 10th-ranked Bloomsburg to a 31-21 win over Kutztown.

Latorre connected on throws 55 and 28 yards to help the Huskies, winners of nine straight dating back to last year, rally twice in the game.

Kutztown took the early lead in the game when Matt Dineen connected on a 37-yard field goal with 1:22 left in the first period. Bloomsburg then scored on the ensuing drive when Jon Koenig hit a 35-yard field goal after the Huskies drive stalled at the Golden Bear 18-yard line.

Kutztown regained the lead later in the period when Shane Martin hit Kaleb Klosky with a 15-yard scoring pass with 3:25 left in the half. On Bloomsburg's next possession the Huskies needed just three plays to tie the score as Latorre hit Kyle Ream with a 55-yard pass to make it 10-10 at the half.

In the third period the Huskies took the lead for the first time in the game. Starting the Kutztown 28-yard line after a short punt and a face mask penalty, Latorre and Ream clicked on the first play of the drive on a 28-yard scoring strike for a 17-10 lead.

Kutztown cut in the Huskies lead with a 34-yard field goal on the Golden Bears next possession, but Bloomsburg responded with a seven play, 63-yard scoring drive to extend its lead. On a second and 17-play from the Bloomsburg 45-yard line, Latorre hit connected with Derrick Price on a 44-yard pass play putting the ball at the KU 11-yard line. Two plays later Kenny Domzalski scored from seven yards out for a 24-13 lead.

The Golden Bears got one more score as Martin hit Jason Uhlig on a two-yard scoring pass with 1:47 to play in the game, then added a two-point conversion pass to close to within a field goal at 24-21.

Kutztown attempted an onside kick, following the score, but the ball was recovered by the Huskies and Bloomsburg drove in for one last score with Price going in from nine yards out with 1:16 left in the game.

Overall, Latorre was 10-15 for 210 yards, one interception and two scores. Defensively, Greg Myers had 10 tackles, six of them solo, while Earl McNeil had seven tackles, all solo in the game.

2008 Season In Review



Game 5- September 27, 2008—Bloomsburg 13, C.W. Post 6

	1st	2nd	3rd	4th	F
HUSKIES	3	7	0	3	13
C.W. Post	0	0	6	0	6

1st BU J. Koenig 42 yd. field goal
 2nd BU K. Ream 12 yd. pass from D. Latorre (J. Koenig kick)
 3rd CWP J. Gwaltney 9 yd. run (A. Kroell kick failed)
 4th BU J. Koenig 30 yd. field goal

RUSHING: BU-Derrick Price 17-93; Kenny Domzalski 19-73;
 Stefan Adams 9-42; Dan Latorre 3-17; Matt Cox 1-2
 CWP-Jason Gwaltney 26-133; A. Adamic 6-41; Q. Respass 6-10;
 Nick Georgetti 3-11

PASSING: BU-Dan Latorre 14-26-0-133
 CWP-Nick Georgetti 7-17-1-80; Q. Respass 1-4-1-6;
 Jason Gwaltney 0-1-0-0

RECEIVING: BU-Kyle Ream 6-87; Stefan Adams 3-2;
 Ryan Dickerson 2-23; Jordan Weisman 1-11; Matt Cox 1-5;
 Derrick Price 1-5
 CWP-Dennis Vanella 3-44; Chris Harris 3-26; Paul Jennings 1-9;
 Curtis Coombs 1-7

BROOKVILLE, NY— Dan Latorre passed for 133 yards and one score to lead Bloomsburg to a 13-6 win over C.W. Post.

The Huskies jumped out to a 3-0 lead in the first quarter scoring on their first drive of the game. Taking over on its own 33-yard line, Bloomsburg drove to the CW Post 25-yard line before the drive stalled. Jon Koenig then connected on a 42-yard field goal putting the visitors in front.

Bloomsburg made it 10-0 with just 36 seconds left before halftime when Latorre hit Kyle Ream with a 12-yard pass.

C.W. Post got on the board in the third period putting together a nine-play, 64-yard scoring drive with Jason Gwaltney going in from nine-yards out. The extra point though failed and the Pioneers trailed by a score of 10-6.

In the fourth period, the Huskies added to their lead when Koenig hit a 30-yard field goal for a 13-6 lead with 8:56 to go.

The Pioneers started the ensuing drive on the Bloomsburg 47-yard line after a good kickoff return and a personal foul on the Huskies. On third and eight from the 45-yard line yard, CW Post quarterback Nick Georgetti threw a long pass towards the end zone that was broken up at the last second by Alex Landis. The breakup prevented what could have been the tying score.

After the Huskies got the ball back and took more than five minutes off the clock, the drive stalled giving the Pioneers one more shot. But, on a third and three from the CW Post 42-yard line, the Huskies' Andre Ellis intercepted a Georgetti pass giving Bloomsburg the win.

Latorre finished the game 14-26 for 133 yards and the one touchdown, while tailback Derrick Price rushed for 89 yards. Defensively, Greg Myers had eight tackles to lead Bloomsburg.

Game 6- October 4, 2008—Bloomsburg 49, Millersville 24

	1st	2nd	3rd	4th	F
HUSKIES	21	7	7	14	49
Millersville	0	14	10	0	24

1st BU D. Price 11 yd. run (J. Koenig kick)
 BU R. Barr 8 yd. pass from D. Latorre (J. Koenig kick)
 2nd MU B. Lantz 23 yd pass from B. Shirk (J. Banzhof kick)
 BU J. Cooper 91 yd. kickoff return (J. Koenig kick)
 MU M. Booker 2 yd. pass from B. Shirk (J. Banzhof kick)
 3rd BU K. Ream 20 yd. pass from D. Latorre (J. Koenig kick)
 MU M. Booker 1 yd. run (J. Banzhof kick)
 BU K. Domzalski 63 yd. run (J. Koenig kick)
 MU J. Banzhof 50 yd. field goal
 4th BU D. Price 38 yd. run (J. Koenig kick)
 BU D. Latorre 7 yd. run (J. Koenig kick)

RUSHING: BU-Kenny Domzalski 11-141; Derrick Price 14-115;
 Dan Latorre 7-49; Stefan Adams 5-43; Ryan Mags 1-41; Matt Cox 1-14; Marc Best 5-12; J. Sweeting III 2-12; Mike Quintans 1-6; Mike Wagner 2-3
 MU-Brad Lantz 12-54; Matthew Booker 15-36; Bill Shirk 7-33;
 TEAM 1-0; Matt Egenrieder 1-0

PASSING: BU-Dan Latorre 4-13-0-83
 MU-Bill Shirk 22-33-1-228

RECEIVING: BU-Kyle Ream 3-75; Ryan Barr 1-8
 MU-Andy Tischbein 8-11; Brad Lantz 5-75; Matthew Booker 4-16;
 Jamal Smith 1-11; Bobby Swier 1-6; Andrew Downs 1-5; Greg Frantz 1-2; Matt Egenrieder 1-2

MILLERSVILLE—Bloomsburg's freshmen running back duo of Kenny Domzalski and Derrick Price combined to rush for 251 yards and three touchdowns to lead the Huskies to a 49-24 win over Millersville. The win was the 11th straight for the Huskies dating back to last season. As a team the Huskies rushed for a season-high 428 yards, while gaining 511 yards in total offense.

Bloomsburg took a 14-0 lead after one quarter when Price scored on an 11-yard run midway through the period and Ryan Barr caught an eight-yard pass from Dan Latorre. The TD throw followed an interception by Andre Ellis.

Millersville got on the board in the second period when Brad Lantz caught a 23-yard pass from Bill Shirk to make it 14-7. On the ensuing kickoff, Bloomsburg's Jesse Cooper returned the kickoff 91-yards for a score to make it 21-7. It was the longest kickoff return in Cooper's career, breaking the mark of 90 he had in a game last season.

Once again though, the Marauders were able to move the ball downfield and got a two-yard pass from Shirk to Matthew Booker with 34 seconds before half making it a 21-14 game at the break.

The Huskies took the second kickoff and marched 61-yards in eight plays with Latorre hitting Kyle Ream with a 20-yard pass to a 28-14 advantage. Millersville made it a one-touchdown game at 28-21 when Booker scored on a one-yard run on its next possession.

Following the kickoff, Domzalski needed just one play to put Bloomsburg back up by two touchdowns when he rambled 63-yards for a score to make it 35-21 with 8:08 left in the third.

Millersville, though, once again cut into the lead when John Banzhof connected on a 50-yard field goal to make it a 35-24 lead for Bloomsburg.

In the fourth quarter, the Huskies put together two scoring drives with Price racing 38-yards for a score and Latorre scoring on a seven-yard quarterback keeper.

Domzalski finished 141 yards on 11 carries, while Price gained 110 on 14 rushes and scored twice. Defensively, Dan Tillotson had nine tackles.

2008 Season In Review



Game 7- October 11, 2008—Bloomsburg 42, East Stroudsburg 23

	1st	2nd	3rd	4th	F
East Stroudsburg	0	7	7	9	23
HUSKIES	14	21	0	7	42

1st	BU	V. Browning 58 yd. interception return (J. Koenig kick)
	BU	S. Adams 3 yd. run (J. Koenig kick)
2nd	BU	S. Adams 3 yd. run (J. Koenig kick)
	BU	K. Ream 77 yd. pass from D. Latorre (J. Koenig kick)
	ESU	J. Partridge 2 yd. run (G. Knauss kick)
	BU	D. Price 34 yd. run (J. Koenig kick)
3rd	ESU	D. Ogden 5 yd pass from T. Roken (G. Knauss kick)
4th	ESU	D. Pacchioni safety
	ESU	J. Partridge 4 yd. run (G. Knauss kick)
	BU	J. Weisman 30 yd. pass from D. Latorre (J. Koenig kick)

RUSHING: ESU-Joe Partridge 15-91; Russell Johnson 7-24; Jesse Reider 2-4; TEAM 1-0; Tim Roken 4-2
 BU-Derrick Price 16-117; Kenny Domzalski 17-60; Stefan Adams 7-29; Dan Latorre 7-42; Ryan Maggs 1-2; TEAM 2-0

PASSING: ESU-Tim Roken 17-27-1-179; Sam Shuman 1-1-0-57
 BU-Dan Latorre 7-15-0-179

RECEIVING: ESU-Sam Shuman 5-42; Jeff Giglio 4-65; Ed Kiser 2-59; Russell Johnson 2-34; Doug Ogden 2-20; Joe Partridge 2-11; Jesse Reider 1-5
 BU-Kyle Ream 4-125; Jordan Weisman 1-30; Dylan Manni 1-14; Ryan Barr 1-10

BLOOMSBURG—Derrick Price rushed for 113 yards and a score and the Bloomsburg defense converted two turnovers into touchdowns to lead the Huskies to a 42-23 win over East Stroudsburg. The win was the 12th straight for the Huskies dating back to last year.

Bloomsburg's defense made the first big play in the game when Vince Browning intercepted a Tim Roken pass on the game's opening drive and returned it 58-yards for a touchdown just 1:34 into the game. The Huskies added to their lead on their first drive of the game marching 98-yards in 16 plays with Stefan Adams covering the last three yards to give Bloomsburg a 14-0 after one period.

The defense made its second big play of the game late in the first period when Jesse Cooper recovered a fumble by Joe Patridge and returned it 20 yards to the Warriors 41-yard line. Eight plays later Adams scored his second touchdown of the game to make it 21-0.

Later in the third Dan Latorre connected with Kyle Ream on a 77-yard scoring pass for 28-0 lead with 10:04 left in the third.

East Stroudsburg got on the board with a 51-yard scoring drive with Patridge going from two-yards out to make it 28-7 with 4:04 left to play before halftime. The Huskies put up one more score before halftime when Price ran 34-yards for a 35-7 lead at the break.

In the third period Roken hit Doug Ogden with a five-yard scoring pass to cap a 67-yard drive. In the fourth quarter the Warriors defense recorded a safety bringing ESU to within 35-16 with 13:23 left in the game. After the Huskies free kick Roken put together a three-play drive with Patridge scoring from four yards out to make it a 35-23 game with 12:14 to go in the game.

After a short kickoff and a personal foul gave the Huskies the ball at midfield, Bloomsburg put together a strange scoring drive. After moving to the ESU 27-yard line, a loss, a delay of game penalty and a holding call put Bloomsburg in a third and 30 situation. Latorre then scrambled for 22-yards bringing up a fourth and eight and a field goal attempt. However, a false start penalty pushed the Huskies back five yards. Going for it on fourth and 12, Latorre hit Jordan Weisman with 30-yard scoring strike to put the game out of reach at 42-23.

Game 8- October 18, 2008—Bloomsburg 43, Cheyney 7

	1st	2nd	3rd	4th	F
HUSKIES	8	21	7	7	43
Cheyney	0	0	7	0	7

1st	BU	S. Adams 14 yd. run (J. Owsley rush)
2nd	BU	R. Barr 35 yd. pass from D. Latorre (J. Koenig kick)
	BU	S. Adams 3 yd. run (J. Koenig kick)
	BU	S. Adams 22 yd. run (J. Koenig kick)
3rd	BU	K. Ream 4 yd. pass from M. Wagner (J. Koenig kick)
	CU	D. Jones 58 yd. pass from R. Thompson (A. Kelly Kick)
4th	BU	M. Quintans 6 yd. run (J. Koenig kick)

RUSHING: BU-J. Sweeting III 18-116; Marc Best 17-104; Stefan Adams 11-74; Mike Quintans 8-40; Dan Latorre 4-27; Ryan Maggs 2-18; Mike Wagner 3-16
 CU-Ronald Thompson 4-28; Chinoso Okoro 10-21; Ron Hunter 3-8; Norman Belton 1-1; Bobby Hogan 3-3

PASSING: BU-Dan Latorre 7-11-0-91; Mike Wagner 5-8-0-54
 CU-Ronald Thompson 6-16-1-107

RECEIVING: BU-Jordan Weisman 3-35; Cory Stiger 3-30; Ryan Barr 2-48; Kyle Ream 2-9; Chris Tressler 1-12; Dylan Manni 1-11
 CU-Darnell Burton 2-9; Darryl Jones 1-58; Dominic Crowell 1-25; Adam Madden 1-13; Bobby Hogan 1-2

CHEYNEY—Bloomsburg rolled up 538 yards of total offense and ran its third-best in the nation winning streak to 13 with a 43-7 win over Cheyney. The 13 straight wins is the second longest streak in school history (record is 14).

Playing without its top two tailbacks, Bloomsburg rushed for 393 with both James Sweeting III and Marc Best gaining over 100 yards on the ground. Sweeting ran for a career-high 116 yards, while Best rushed for a career-high 104 yards.

The Huskies scored on their opening drive of the game when Stefan Adams scored on a 14-yard run to cap an 11-play, 80-yard drive and got a two-point run for an 8-0 lead.

Bloomsburg added to its lead with three second period scores. Ryan Barr caught a 35-yard scoring pass from Dan Latorre, then, Adams scored on runs of three and 22 yards for a 29-0 Huskies lead at halftime.

In the second half, the Huskies rested many of their regulars, but still put two scores on the board. Kyle Ream caught a four-yard scoring pass from backup quarterback Mike Wagner on the opening drive of the third period, then Mike Quintans scored on a six-yard run early in the fourth period. Cheyney's lone score came on a 58-yard pass from Ronald Thompson to Darryl Jones in the third period.

Adams finished with 73 yards rushing on 11 carries and three touchdowns, while Mike Varanavage made five tackles to lead the defense.

2008 Season In Review



Game 9- October 25, 2008—Bloomsburg 21, Shippensburg 0

	1st	2nd	3rd	4th	F
HUSKIES	7	14	0	0	21
Shippensburg	0	0	0	0	0

1st BU D. Price 37 yd. run (J. Koenig kick)
 2nd BU D. Latorre 48 yd. run (J. Koenig kick)
 BU D. Latorre 47 yd. run (J. Koenig kick)

RUSHING: BU-Dan Latorre 8-145; Derrick Price 21-114; Kenny Domzalski 14-56; Stefan Adams 3-5; Ryan Maggs 2-0
 SU-Roshann McCain 8-59; Calvin Spires 4-26; Chris Infante 5-20; Kevin Marshall 5-18; Chad DiFebbo 4-18; Brad Catherman 1-3; Brett Stoops 2-0; D. Chervansky 3-0

PASSING: BU-Dan Latorre 5-9-0-47
 SU-D. Chervansky 10-21-0-124; Chad DiFebbo 1-9-0-2

RECEIVING: BU-Derrick Price 3-28; Jordan Weisman 1-10; Kyle Ream 1-9
 SU-Mike Harris 7-73; Roshann McCain 2-27; Mark Rossi 1-24; Chase DiFebbo 1-2

SHIPPENSBURG — Quarterback Dan Latorre rushed for 125 yards and two touchdowns to lead Bloomsburg to a 21-0 win over Shippensburg in Pennsylvania State Athletic Conference (PSAC) action. The win was the 14th straight for the Huskies dating back to last year which ties the school record first set back during the 1949-50 seasons.

The 125 yards rushing for Latorre, on just eight carries, was a career-high and school record for a quarterback, while the shutout was the second of the season for the Huskies.

Bloomsburg scored on its second drive of the game when Derrick Price ran 37-yards for a score. On the drive Bloomsburg converted a fourth and one, which two plays later led to Price's touchdown run. The Huskies added to their lead in the second quarter when Latorre scrambled 48-yards down the sideline for a touchdown to make it 14-0 capping a 91-yard scoring drive. A big play in the drive was a 26-yard pickup on a swing pass from Latorre to Price.

Then, just before halftime, the Huskies added to their lead when Latorre scrambled out of the pocket again and went 47-yard down the sidelines for his second score of the day and a 21-0 lead.

In the second half, with the game being played in a steady rain, there was no scoring for either team.

Along with Latorre rushing for more than 100 yards, Price finished with 111 yards on 21 carries and a touchdown.

Game 10- November 1, 2008-West Chester 24, Bloomsburg 21

	1st	2nd	3rd	4th	F
West Chester	7	3	7	7	24
HUSKIES	0	7	7	7	21

1st WCU P. McDermott 4 yd. run (A. Walsh kick)
 2nd WCU A. Walsh 20 yd. field goal
 BU K. Ream 4 yd. pass from D. Latorre (J. Koenig kick)
 3rd BU S. Adams 1 yd. run (J. Koenig kick)
 WCU M. Washington 3 yd. pass from J. Wright (A. Walsh kick)
 4th BU K. Ream 5 yd pass from D. Latorre (J. Koenig kick)
 WCU J. Wright 1 yd. run (A. Walsh kick)

RUSHING: WCU-Jackson Fagan 17-73; Pat McDermott 8-38; Mike Washington 5-10; Joe Wright 5-16; TEAM 1-0
 BU-Derrick Price 19-97; Dan Latorre 4-73; Kenny Domzalski 14-56; Stefan Adams 7-23

PASSING: WCU-Joe Wright 14-26-0-228
 BU-Dan Latorre 10-19-1-74

RECEIVING: WCU-Mike Washington 5-116; Ryan Paulson 4-77; Steve Miller 4-35; Jackson Fagan 1-2; Joe Wright 0- (-2)
 BU-Kyle Ream 4-20; Ryan Barr 3-28; Ben Weaver 2-15; Kenny Domzalski 1-11

BLOOMSBURG— Joe Wright's one-yard run with 2:26 to play in the game lifted the 19th-ranked West Chester Golden Rams to a 24-21 win over previously unbeaten Bloomsburg 24-21 in front over 6,700 fans. The loss snapped the Huskies school-record tying 14-game winning streak dating back to last year.

The game-winning drive started the on the Golden Rams 20-yard after the Huskies had a missed a field goal. The Rams moved down the field in 13-plays, aided by a personal foul call against the Huskies on a second and 17 play with the ball at the West Chester 23-yard line. The penalty moved the ball out to the WCU 38-yard line. Later in the drive Wright completed a 29-yard pass to Ryan Paulson putting the ball at the Bloomsburg three-yard line. After three running plays moved the ball to within inches of the goal, Wright snuck in on a fourth-down play putting West Chester in front 24-21.

Bloomsburg got a 42-yard kickoff return by Jesse Cooper, but the Huskies turned the ball over on downs and West Chester was able to runout the clock.

West Chester opened the scoring in the first period taking the opening kickoff and driving 71-yards in nine plays capped off by Pat McDermott's four-yard run. The Golden Rams added to their lead early in the second quarter when Alex Walsh hit a 20-yard field goal to make it 10-0. Bloomsburg finally got on the board before halftime when Kyle Ream caught a four-yard pass from Dan Latorre to cap an 18-play, 94-yard drive that ate up over 10 minutes of clock.

The Huskies took their first lead of the game on the opening drive of the third period. Stefan Adams scored from two yard outs to put Bloomsburg in front, 14-10. West Chester regained the lead when Mike Washington caught a three-yard pass from Wright.

On the ensuing drive for Bloomsburg, Latorre connected with Ream on a five-yard pass play to make it 21-17. The big play in the drive was a 33-yard run by Latorre down to the West Chester five-yard line.

On the kickoff, the Huskies Thomas McFarland forced a fumble that was recovered by the Huskies at the seven-yard line. On a first down play the Huskies gained four yards to three, but were called for holding. A five-yard gain and two incomplete pass attempts forced a field goal attempt by the Huskies Jon Koenig. The 28-yard attempt though missed setting up West Chester's game winning drive.

Latorre finished 10 of 19 for 74 yards and two scores, while Ream caught four passes for 20 yards and two scores.

2008 Season In Review



Game 11-November 8, 2008—Bloomsburg 38, Gannon 10

	1st	2nd	3rd	4th	F
HUSKIES	7	21	3	7	38
Gannon	0	0	3	7	10

1st	BU	K. Ream 21 yd. pass from D. Latorre (J. Koenig kick)
2nd	BU	J. Cooper 46 yd. interception return (J. Koenig kick)
	BU	K. Ream 19 yd. pass from D. Latorre (J. Koenig kick)
	BU	D. Latorre 15 yd. run (J. Koenig kick)
3rd	BU	J. Koenig 33 yd. field goal
	GU	J. Ditzler 29 yd. field goal
4th	BU	R. Barr 16 yd. pass from D. Latorre (J. Koenig kick)
	GU	Z. Boedicker 6 yd. run (J. Ditzler kick)

RUSHING: BU-Derrick Price 14-47; Kenny Domzalski 9-21; Dan Latorre 1-15; Marc Best 2-6; Stefan Adams 2-3; Ryan Maggs 1-0; Mike Wagner 1-0

GU-Anthony Weaver 21-80; Zach Boedicker 10-67; Ben Griffith 10-22; Jon Richardson 8-22; Bob Bartley 2-5; Evan Butler 1-1; TEAM 1-0

PASSING: BU-Dan Latorre 14-21-0-208
GU-Zach Boedicker 9-13-2-68; Bob Bartley 1-2-0-4

RECEIVING: BU-Kyle Ream 7-98; Ben Weaber 3-30; Ryan Barr 2-29; Jordan Weisman 1-38; Cory Stiger 1-13
GU-Corey Bradley 4-21; Jacobe Smith 2-18; Anthony Weaver 1-12; Levar Goff 1-11; Ben Griffith 1-9; Brig Van Etten 1-1

ERIE — Quarterback Dan Latorre threw for 208 yards and three touchdowns, two of them to Kyle Ream, to lead Bloomsburg to a 38-10 win over Gannon in the regular season finale for both teams.

Bloomsburg got on the board late in the first period when Latorre hit Ream with 21-yard scoring pass with 37 seconds left in the period. The scoring drive was set up by the first career interception from Alex Landis and was helped by a 38-yard pass from Latorre to Jordan Weisman.

On the ensuing drive for Gannon, the Golden Knights quarterback Zack Boedicker was intercepted again, this time by Jesse Cooper, who returned the ball 46-yards for a touchdown giving the Huskies two scores within a 56-second span.

The Huskies added to their lead when Latorre connected with Ream on a 19-yard yard pass play to make it a 21-0 lead with 11:06 left to play in the second period. Latorre then used his legs to add to the Huskies lead when he ran 15-yards on a quarterback keeper to make it 28-0 at the break.

In the third period, the Huskies made it a 31-0 game when Jon Koenig connected on a 33-yard field goal capping a 12-play drive. Gannon finally got on the board in the third period when Jeremy Ditzler hit a 29-yard field goal with 1:20 to go.

In the fourth period the Huskies added a 15-yard scoring pass from Latorre to Ryan Barr, while Gannon scored its only touchdown of the game on a six-yard run by Boedicker with 4:33 left to play.

Latorre finished the day 14-21 for 208 yards and three scores, while Ream caught seven passes for 98 yards and two touchdowns. Defensively, Mike Varanavage made 12 tackles.

NCAA Second Round Playoff Game- November 22, 2008 Game 12—Bloomsburg 28, West Chester 21

	1st	2nd	3rd	4th	F
West Chester	7	0	7	7	21
HUSKIES	7	0	7	14	28

1st	BU	S. Adams 7 yd. run (J. Koenig kick)
	WCU	J. Wright 1 yd. run (A. Walsh kick)
3rd	BU	S. Adams 3 yd. run (J. Koenig kick)
	WCU	J. Fagan 6 yd. run (A. Walsh kick)
4th	BU	J. Cooper 62 yd. interception return (J. Koenig kick)
	BU	K. Ream 28 yd. pass from D. Latorre (J. Koenig kick)
	WCU	M. Washington 18 yd. pass from J. Wright (A. Walsh kick)

RUSHING: WCU-Jackson Fagan 14-50; Joe Wright 7-25; Chad Halterman 3-9; Pat McDermott 1-2; Mike Washington 1-0
BU-Derrick Price 15-63; Kenny Domzalski 12-53; Stefan Adams 9-37; Dan Latorre 9-52; Jesse Cooper 2-19; Ryan Maggs 1-1; TEAM 1-0

PASSING: WCU-Joe Wright 20-39-2-262; TEAM 0-2-0-0
BU-Dan Latorre 11-15-0-129

RECEIVING: WCU-Jackson Fagan 7-83; Mike Washington 6-103; Steve Miller 3-37; Darryl Cauty 2-25; Andrew Taylor 1-8; Pat McDermott 1-6
BU-Kyle Ream 5-84; Cory Stiger 2-12; Stefan Adams 2-3; Ryan Barr 1-20; Ben Weaber 1-10

BLOOMSBURG— Jesse Cooper's 62-yard interception return broke a 14-14 tie and lifted Bloomsburg past West Chester 28-21 in an NCAA Division II second round playoff game.

With the score tied at 14-14 early in the fourth period, Cooper, who helped beat West Chester two years in the playoffs with a blocked field goal in the final minute, stepped in front of a Joe Wright pass and ran untouched into the end zone putting the Huskies in front for good. The return for a touchdown was the second of the season for Cooper.

Bloomsburg opened the game's scoring on its first drive of the game marching 70 yards in 11 plays with Stefan Adams going the final seven yards for the final seven yards for the score.

West Chester though answered back on its next drive with Wright pushing his way in for a score on a fourth and goal play from the one-yard line.

Bloomsburg finally took the lead in the third period following a short punt from the Golden Rams. Taking over at the West Chester 46-yard line, the Huskies moved downfield with Latorre connecting on 3 of 3 passes with Adams going the final three yards for the score.

However, following a 52-yard kickoff return by Dan DePalma, which gave the Golden Rams the ball at the Bloomsburg 31-yard line, the Golden Rams needed just six plays to tie the game with Jackson Fagan scoring on a six-yard run with 5:12 left in the third.

In the fourth period the Golden Rams started a drive at their own five yard line and had moved down to the Bloomsburg 47. On a third and six play, Wright went back to throw, but Cooper came up and intercepted the pass on the run and went 62-yards for the score.

Following a three-out from West Chester, the Huskies marked 77 yards in 11 plays with Latorre hitting Kyle Ream, who was double-covered, with a 28-yard scoring pass for a 28-14 lead. The drive ate up nearly six and a half minutes of time leaving the Golden Rams just 3:36 to work with.

West Chester, though, wasted little time and needed just 1:37 to go 56 yards with Wright hitting Mike Washington with an 18-yard touchdown pass and making it a one-score game.

Bloomsburg recovered the on-side kick attempt and when Latorre hit Ream with a 32-yard completion on a third down play the win was sealed.

Latorre finished 11 of 15 for 129 yards and one score.

2008 Season In Review



NCAA Regional Final Playoff Game- November 29, 2008

Game 13—California, Pa 27, Bloomsburg 24

	1st	2nd	3rd	4th	F
California (Pa.)	6	7	14	0	27
HUSKIES	7	7	3	7	24

1st	CAL	D. Williams 1 yd. run (kick blocked)
	BU	D. Price 10 yd. run (J. Koenig kick)
2nd	CAL	AJ Jackson 15 yd. pass from K. McCabe (K. Hagerman kick)
	BU	D. Price 12 yd. pass from D. Latorre (J. Koenig kick)
3rd	BU	J. Koenig 20 yd field goal
	CAL	Marcel Pestano 16 yd. pass from K. McCabe (K. Hagerman kick)
	CAL	Josh Gumbert 6 yd. pass from K. McCabe (K. Hagerman kick)
4th	BU	D. Latorre 1 yd. run (J. Koenig kick)

RUSHING: CAL.-Daine Williams 27-145; Windell Brown 10-54; Freddie Bacco 1-2; Kevin McCabe 1-minus 1; TEAM 1-minus 2.
BU-Derrick Price 18-112; Dan Latorre 9-82; Kenny Domzalski 11-45; Stefan Adams 2-3.

PASSING: CAL.-Kevin McCabe 22-29-0-184.
BU-Dan Latorre 9-14-1-141.

RECEIVING: CAL.-Marcel Pestano 8-84; AJ Jackson 6-67; Eddie Welch 4-20; Josh Gumbert 2-7; Windell Brown 1-4; Daine Williams 1-2. BU.-Kyle Ream 3-64; Derrick Price 3-41; Ben Weaver 2-20; Stefan Adams 1-16.

BLOOMSBURG— Kevin McCabe threw three touchdown passes to lead California, Pa. to a 27-24 win over Bloomsburg in the NCAA Division II Super 1 Regional Final.

The Vulcans opened the game on a 10-play, 70-yard scoring drive capped off by a one-yard touchdown plunge by Daine Williams. The extra point attempt was blocked by the Huskies Dave Huot to make the score 6-0 with 10:08 left in the first quarter.

On the ensuing drive, Derrick Price broke a 44-yard run down to the 10-yard line, followed by a 10-yard touchdown run by Price on the next play to give Bloomsburg a 7-6 lead.

The Vulcans would reclaim the lead on a 15-yard touchdown pass from McCabe to AJ Jackson, making the score 13-7 with 12:06 left in the second quarter. On the ensuing drive, Dan Latorre hit Kyle Ream on a 46-yard yard strike, setting up a 12-yard touchdown pass from Latorre to Price as the Huskies took the lead 14-13. Following a missed field goal by the Vulcans, the Huskies would drive down to the California 38-yard line, but Latorre was intercepted by Cal's Patrick Swearinger as the Huskies led 14-13 at the half.

Jesse Cooper returned the second-half kickoff 81 yards to the California eight-yard line thanks to a touchdown saving tackle by Swearinger. The Huskies settled for a field goal to take 17-13 with 12:30 remaining in the third. On the Huskies next possession, Cal's Brandon Gordon forced a Price fumble at the Bloomsburg 46-yard line. Three plays later, McCabe found Marcel Pestano for a 16-yard touchdown to give the Vulcans a 20-17 lead.

Following a three-and-out by Bloomsburg, Cal would take a 10-point lead when McCabe found Josh Gumbert for a six-yard strike with 36 seconds left in the third quarter. Bloomsburg would answer on the ensuing possession, as Latorre plunged in from a yard out to cut the Cal lead to 27-24. Latorre set up the touchdown with a 32-yard scramble from the Cal 48-yard line.

After forcing a Vulcans punt, Latorre directed a 10-play, 54-yard drive with under three minutes remaining in the fourth quarter. On third-and-nine from the Cal 34-yard line, Latorre scrambled to the eight-yard line, but was separated from the football by the Vulcans Darren Burns. The ensuing fumble was recovered by Cal's Brandon Gordon. From there, Cal would run out the clock and preserve the victory.

Latorre completed 9 of 14 passes for 141 yards and a touchdown as well as rushing for 82 yards. Derrick Price rushed for 112 yards and scored two touchdowns, one rushing and one receiving.



Jon Koenig (93) kicks out of the hold of Mark Keeley (47)



Alphonso Nathan (53) going for a tackle

NCAA Playoff History



2006 NCAA Second Round Playoff Game- NOVEMBER 26, 2006 Bloomsburg 21, West Chester 20

	1st	2nd	3rd	4th	F
West Chester	14	6	0	0	20
HUSKIES	7	14	0	0	21

1st	WCU	B. Steinmetz 41 yd. run (A. Walsh kick)
	BU	R. Schuck 39 yd. pass from D. Latorre (J. Koenig kick)
	WCU	M. Washington 4 yd. pass from B. Zwaan (A. Walsh kick)
2nd	BU	B. Bilal 22 yd. pass from D. Latorre (J. Koenig kick)
	WCU	C. Clark 21 yd. pass from D. Millard (T. Downs rush failed)
	BU	B. Bilal 5 yd. pass from D. Latorre (J. Koenig kick)

RUSHING: WCU-Brent Steinmetz 22-148; Bran. Hargrose 4-29; Bill Zwaan 5-9; Mke Washington 1-2; Andy Groce 1-0; Matt Burdalski 1-minus 7.

BU-J. Brittingham 24-132; Josh Heck 7-36; Dan Latorre 12-24; Kyle Ream 1-7; Brad Nailor 1-2; Stefan Adams 1-2; TEAM 2-minus 1.

PASSING: WCU-Bill Zwaan 13-25-1-204; Matt Burdalski 0-1-0-0.
BU-Dan Latorre 12-28-0-190.

RECEIVING: WCU-Mike Washington 6-57; Cody Clark 3-82; Eric Ruffenach 2-18; Ryan Paulson 1-38; Steven Miller 1-22; Brent Steinmetz 1-8.

BU-Brahin Bilal 6-104; Luke Kuklick 3-38; Ryan Schuck 1-39; Stefan Adams 1-5; Greg Masters 1-4.

BLOOMSBURG—Dan Latorre passed for 190 yards and three touchdowns and defensive back Jesse Cooper partially blocked the game-winning field goal attempt with a minute to play as Bloomsburg defeated West Chester, 21-20, in an NCAA Division II playoff second round game.

Cooper's blocked kick came following a long West Chester drive that started at its own 4-yard line and came after the Golden Rams defense stopped Bloomsburg, which had a first and goal at the five-yard line. West Chester moved the ball down field to the Huskies 24-yard line before three straight incomplete passes forced the Golden Rams to attempt a 41-yard field goal. On the play, Cooper came in from the left side and stretched out just enough to deflect the ball and keep it short.

West Chester opened the scoring on the game's first drive when Brent Steinmetz burst through an opening at the line and went 41-yards for a score just 3:39 into the game. The Huskies tied up the game on the ensuing drive when Latorre connected with Ryan Schuck on a 39-yard pass play to cap a 68-yard scoring drive.

West Chester regained the lead with no time left in the first quarter when Mike Washington caught a four-yard pass from Zwaan to make it 14-7 heading into the second period.

Bloomsburg kept pace by knotting the score at 14-14 when Latorre connected with Brahin Bilal on a 22-yard scoring pass with 8:41 to play in the half. However, the tie was short-lived as the Golden Rams needed just 1:35 to take the lead for the third time in the game with Zwaan directing a drive capped by a 21-yard scoring pass.

However, in what proved to be the difference in the game, the extra point try was not successful, following a bobbled snap, giving the visitors a 20-14 advantage.

The Huskies then put together a 13-play, 80-yard drive with Latorre hitting Bilal with a five-pass for the score, and with the extra point by Jon Koenig, Bloomsburg went to the locker room with a 21-20 lead.

In the second half, neither team had a scoring threat till the Golden Rams had a first and goal at the Huskies eight-yard line midway through the fourth period. But, after two rushes gained just one yard and Zwaan was sacked for a 14-yard loss, a 37-yard field goal try by Alex Walsh was wide left keeping the game at 21-20.

Latorre finished the day 12 of 18 for 190 yards and three scores, while Brittingham totaled 132 yards on the ground.

2006 NCAA Playoffs, Regional Final- DECEMBER 2, 2006 Bloomsburg 24, Shepherd 21

	1st	2nd	3rd	4th	F
HUSKIES	13	3	0	8	24
Shepherd	14	0	7	0	21

1st	SHEP	M. Springirth 5 yd. pass from T. Lazear (R. Schmitt kick)
	BU	Josh Heck 12 yd. run (J. Koenig kick)
	BU	B. Bilal 37 yd. pass from D. Latorre (kick blocked)
	SHEP	D. Wallace 53 yd. pass from T. Lazear (R. Schmitt kick)
2nd	BU	Jon Koenig 33 yd. field goal
3rd	SHEP	D. Wallace 3 yd. run (R. Schmitt kick)
4th	BU	J. Brittingham 4 yd. run (J. Brittingham two-point run)

RUSHING: BU-Jamar Brittingham 33-171; Josh Heck 3-21; Dan Latorre 4-10; Stefan Adams 1-7; TEAM 1-minus 1.

SHEP-Dervon Wallace 18-64; Bryan Wright 7-38; Tyler Lazear 3-8; Mark Springirth 1-6

PASSING: BU-Dan Latorre 11-19-3-221;
SHEP-Tyler Lazear 14-29-2-156; TEAM 0-1-0-0.

RECEIVING: BU-Brahin Bilal 6-137; Luke Kuklick 2-35; J. Brittingham 1-19; Greg Masters 1-10; Stefan Adams 1-0.

SHEP-Mark Springirth 4-36; Dervon Wallace 2-71; John Sheehan 2-7; Ryan Lavin 2-6; Anthony Thomas 1-12; Chadd Wood 1-12; Bryan Wright 1-8; John Hinton 1-4.

SHEPHERDSTOWN, WV—Different week, same type of game and the same result. That pretty much sums up Bloomsburg's 24-21 win over Shepherd in the NCAA Division II football quarterfinal playoff game. With the win the Huskies advance to the national semi-finals for the first time since the 2000 season.

Jamar Brittingham's four-yard, fourth quarter touchdown run provided the winning margin in the victory. The junior rushed for 171 yards on 33 carries versus Division II's top squad in scoring defense and total defense.

It looked like it would be an offensive shootout as both teams quickly marched down the field on their opening possessions. A Tyler Lazear five-yard pass to Mark Springirth capped off Shepherd's opening drive and put the Rams on top 7-0.

The Huskies needed only seven plays to knot the score. Josh Heck completed the 65-yard drive with a 12-yard burst. Jon Koenig's extra point tied the game with 6:18 left in the first quarter.

A 37-yard Dan Latorre to Brahin Bilal touchdown strike on fourth down gave Bloomsburg their first lead with 1:32 in the first quarter. Koenig's extra point was blocked to leave the Husky edge at 13-7.

Later in the first, Lazear threw a 53-yard TD pass on the quarter's final play. The PAT put the Rams back on top 14-13.

The defenses settled in during the second quarter with only Koenig's 33-yard field goal accounting for the lone second quarter points to help Bloomsburg go into the locker room with a 16-14 edge.

The Huskies opened the second half on the march, but safety Dan Peters spoiled the drive with the first of his three interceptions. Nine plays later, Wallace capped off the drive with a three-yard touchdown rush on fourth-and-short. The PAT made it 21-16 midway through the third quarter.

A pair of completions to Bilal were the keys to the Huskies' game-winning drive. A 13-yard catch on 3rd-and-6 prolonged the march, but it was a 44-yard bomb down to the Ram 4-yard line. Brittingham easily went across for the score from there. It was Brittingham again on the two-point conversion to make it 24-21 with 3:36 left. Shepherd would have two more opportunities, but the Bloomsburg defense responded with a pair of picks of their own to give the Huskies the win.

NCAA Playoff History



2006 NCAA Playoffs, National Semi-Finals- DECEMBER 2, 2006

Northwest Missouri State 33, Bloomsburg 3

	1st	2nd	3rd	4th	F
HUSKIES	0	3	0	0	3
N. W. Missouri St.	10	3	6	14	33
1st	NWMS	X. Oman 1 yd. run (T. Frevert kick)			
	NWMS	Tommy Frevert 31 yd. field goal			
2nd	BU	Jon Koenig 42 yd. field goal			
	NWMS	Tommy Frevert 27 yd. field goal			
3rd	NWMS	Tommy Frevert 31 yd. field goal			
	NWMS	Tommy Frevert 23 yd. field goal			
	NWMS	X. Oman 1 yd. run (T. Frevert kick)			
	NWMS	R. Robinson 12 yd. pass from J. Matthews (T. Frevert kick)			

RUSHING: BU-Jamar Brittingham 15-56; Marc Best 3-0; Dan Latorre 11- (-33).

NWMS: Xavier Oman 29-149; Sheldon Cook 7-30; Josh Matthews 4-0.

PASSING: BU-Dan Latorre 8-19-0-115; Jamar Brittingham 1-1-0-53; Brahin Bilal 0-1-0-0; NWMS-Josh Matthews 23-32-1-252.

RECEIVING: BU-Brahin Bilal 5-104; Jamar Brittingham 2-35; Ryan Schuck 1-21; Greg Masters 1-8.

NWMS: E-J Faulkner 8-91; R. Robinson 6-78; Kendall Wright 5-43; Xavier Oman 1-17; Abe Qaoud 1-15; Mike Peterson 1-6; Zach Sherman 1-2.

Maryville, MO— Xavier Omon rushed for 149 yards and two scores to lead Northwest Missouri State to a 33-3 win over Bloomsburg in the NCAA Division II national semifinals. The win puts the Bearcats in the NCAA Division II title game for the second straight season.

The loss ended the Huskies 12-game winning streak and denied them their second trip to the title game this decade.

Bloomsburg opened the game by recovering the onside kick, but could not move the ball and were forced to punt. Northwest then needed just six plays to march 63 yards for the game's opening score. The drive was capped by a one yard run from Omon with 10:40 left in the first quarter.

After forcing a three and out on Bloomsburg's second drive of the game, the Bearcats moved to the Huskies 15-yard line, but were forced to settle for a 31-yard field goal by Tommy Frevert to make it 10-0 with 1:17 left in the period.

Bloomsburg mounted a drive on its third series of the game and drove to the Northwest 22-yard line with the key play being a 42-yard reception by Ryan Schuck on a pass from Latorre. However, the drive stalled and the Huskies had to settle for a career-long 42-yard field goal by Jon Koenig to make it 10-3 with 12:54 left in the half.

Northwest answered back on its next drive driving to the Bloomsburg seven-yard line where Frevert connected on a 27-yard field goal for a 13-3 lead for the Bearcats.

Northwest added two third period field goals and two fourth quarter touchdowns to win by a 33-3 score.

2005 NCAA Second Round Playoff Game—NOVEMBER 19, 2005

East Stroudsburg 52, Bloomsburg 39

	1st	2nd	3rd	4th	F
E. Stroudsburg	7	14	7	24	52
HUSKIES	8	7	17	7	39
1st	BU	TEAM safety			
	BU	Garrett Bloom 23 yd. field goal			
	BU	Garrett Bloom 29 yd. field goal			
	ESU	J. Terwilliger 7 yd. run (M. Brubaker kick)			
2nd	ESU	Townes 7 yd. blocked punt return (M. Brubaker kick)			
	BU	J. Brittingham 2 yd. run (Garrett Bloom kick)			
	ESU	Ogden, 19 yd. pass from J. Terwilliger (M. Brubaker kick)			
3rd	BU	J. Brittingham 21 yd. run (Garrett Bloom kick)			
	BU	B. Bowman 7 yd. pass from J. Lydic (Garrett Bloom kick)			
	ESU	Culver 3 yd. pass from J. Terwilliger (M. Brubaker kick)			
	BU	Garrett Bloom 34 yd. field goal			
4th	ESU	E. Prall 40 yd. pass from J. Terwilliger (M. Brubaker kick)			
	ESU	E. Prall 27 yd. pass from J. Terwilliger (M. Brubaker kick)			
	ESU	Brubaker 43 yd. field goal			
	ESU	A. Carfagno 1 yd. run (M. Brubaker kick)			
	BU	L. Kuklick 15 yd. pass from A. West (M. Brubaker kick)			

RUSHING: ESU-Carfagno 19-170; Lucas 11-28; Jim Terwilliger 9-9; TM 1-minus 2. BU-J. Brittingham 29-200; Brad Nailor 2-25; Josh Heck 4-7; Jake Engle 1-3; Tony Ruth 2-2; Al West 2-minus 3; Jack Lydic 7-minus 5.

PASSING: ESU-Jim Terwilliger 16-25-1-224. BU-Jack Lydic 16-26-2-264; Al West 2-2-0-47.

RECEIVING: ESU-Prall 6-110; Strenfel 3-33; Culver 3-32; Carfagno 3-30; Ogden 1-19. BU-Donny Patrick 6-155; J. Brittingham 4-32; Brad Bowman 2-45; Luke Kuklick 2-21; Ryan Schuck 2-15; Kevin Keating 1-32; Greg Masters 1-11.

BLOOMSBURG- Bloomsburg University's undefeated season came to an end in the second round of the NCAA Playoffs with a 52-39 loss to conference-rival East Stroudsburg.

On the opening drive of the game, Bloomsburg's Dominick Esgro forced Terwilliger 15 yards back into ESU's end zone where Bloomsburg was credited with a safety on an intentional grounding penalty putting the Huskies ahead, 2-0 just 12 seconds into the game.

Bloomsburg then added two Garrett Bloom field goals in the first quarter to make the score 8-0.

ESU answered back with 12-play, 87-yard drive that was capped by a seven-yard touchdown run from Terwilliger.

On the opening drive of the second quarter, the Warrior's Zach McDowell blocked a Bloomsburg punt that was returned by Tyree Townes for a touchdown, giving ESU a 14-8 lead. Bloomsburg countered with a two yard touchdown run from Brittingham putting the Huskies back on top 15-14.

East Stroudsburg scored again with just over a minute left to put the Warriors up 21-15 going into the locker room.

The Huskies opened the second half with two touchdowns in under four minutes regaining the lead 29-21. Brittingham ran 21-yards for the first score and the second came on a Jack Lydic pass to Brad Bowman for a 16-yard touchdown.

On their next drive, East Stroudsburg narrowed the Huskies lead to one on a three-yard pass from Terwilliger to Ben Culver. Bloomsburg added another Garrett Bloom field goal to push the Huskies lead to 32-28 at the end of the third quarter.

John Glenn picked off a Lydic pass to open the fourth quarter and set up a 40-yard touchdown pass from Terwilliger to Evan Prall. The score put the Warriors back on top 35-32 where they would stay for the rest of the game.

Bloomsburg was forced to punt on their next possession and the Warriors added their second-straight score on a 27-yard reception to Prall to increase the ESU lead to 42-32.

Zach Toomey recovered a Lydic fumble on Huskies next possession with Anthony Carfagno scoring on a one-yard run giving the Warriors a 52-32 lead.

Bloomsburg scored on a 15-yard touchdown pass from Al West to Luke Kuklick to make the final score 52-39.

NCAA Playoff History



2001 NCAA First Round Playoff Game— NOVEMBER 17, 2001

Grand Valley State 42, Bloomsburg 14

	1st	2nd	3rd	4th	F
HUSKIES	7	7	0	0	14
Grand Valley State	7	21	14	0	42

1st GV Darren Smith 35 yd. interception return (Kevin Sonntag kick)
 1st BU Darryl Williams 18 yd. pass from Chris Thompson (Tim Oliver kick)
 2nd GV David Kircus 10 yd. pass from Curt Anes (Sonntag kick)
 2nd GV Anes 29 yd. run (Sonntag kick)
 2nd GV Reggie Spearmon 1 yd. run (Sonntag kick)
 2nd BU Rocco Forgione 11 yd. pass from Thompson (Oliver kick)
 3rd GV Spearmon 1 yd. run (Sonntag kick)
 3rd GV Spearmon 4 yd. run (Sonntag kick)

Rushing: GV: Reggie Spearmon 24-100; Brent Lesniak 14-63; Curt Anes 7-58; M. Tennessee 3-9; Todd Wogciechowski 4-11.
BU: Marques Glaze 18-63; Arrastene Henry 6-32; Jamison McLaughlin 2-6; Doug Werner 1-3; Team 1-0; Chris Thompson 1-0.

Passing: GV: Curt Anes 17-12-0-187; Todd Wogciechowski 8-4-2-90.

BU: Chris Thompson.

Receiving: GV: David Kircus 8-172; Tyrone Hibbler 3-61; Reggie Spearmon 2-28; Brent Lesniak 2-10; Terrance Banks 1-6.
BU: Rocco Forgione 7-107; Tierell Johnson 5-30; Marques Glaze 4-51; Darryl Williams 2-26; Jamison McLaughlin 1-0.

ALLENDAL, MI—Tailback Reggie Spearmon rushed for three touchdowns to lead Grand Valley State to a 42-14 win over Bloomsburg University in a NCAA Division II first round game.

The Lakers first score of the game came when corner back Darren Smith intercepted a Chris Thompson pass and returned it 35 yards to put Grand Valley up 7-0 with 3:28 left in the first. The Huskies answered as Chris Thompson hit Darryl Williams with an 18-yard scoring pass to tie the game at 7-7 after Tim Oliver's point after with 1:52 left in the first.

The Lakers next score came in the first play of the second period as Curt Anes hit David Kircus on a crossing pattern to gain a 14-7 lead. On the Lakers' next possession Anes scrambled out of the pocket and raced to the end zone, for another score, leaving Grand Valley ahead 21-7. The Lakers' last touchdown of the second period came as Reggie Spearmon ran the ball in from one yard out to make it 28-7.

The Huskies answered Grand Valley's scoring drive as Thompson hit Rocco Forgione with an 11-yard scoring pass to make it 28-14 with 57 seconds left in the half.

With 3:01 left in the third period, Spearmon bulled his way into the end zone for another touchdown, to make it 35-14 with the point after. Three plays later, Spearmon scored his third touchdown of the day to make it 41-14, after the extra point, with 55 seconds left in the third period. Grand Valley managed to keep the Huskies scoreless for the second half and maintain their lead until the end of the game.

2000 NCAA First Round Playoff Game — NOVEMBER 18, 2000

Bloomsburg 46, Saginaw Valley 32

	1st	2nd	3rd	4th	F
Saginaw Valley	14	10	0	8	32
HUSKIES	7	12	13	14	46

1st BU Mike Lelko 6 yd. pass from Eric Miller (Chris Thompson kick)
 1st SVU Damion Bridges 1 yd. run (Eric Houle kick)
 1st SVU Travis McAlpine 23 yd. pass from Matt LaFleur (Houle kick)
 2nd BU Marques Glaze 14 yd. run (kick blocked)
 2nd SVU Houle 22 yd. field goal
 2nd SVU Keith Bartynski 2 yd. run (Houle kick)
 2nd BU Rocco Forgione 15 yd. pass from Miller (pass failed)
 3rd BU Darryl Williams 27 yd. pass from Miller (pass failed)
 4th SVU Damion Bridges 1 yd. run (Brian Dolph pass)
 4th BU Tierell Johnson 26 yd. pass from Miller (Thompson kick)
 4th BU Lelko 24 yd. pass from Miller (Thompson kick)

Rushing: SVU: Damion Bridges 17-48; Keith Bartynski 7-19; Matt LaFleur 17-13; Brad Labadie 4-11; Ruvel Martin 1-1.
BU: Marques Glaze 22-186; Arrastene Henry 10-57; Eric Miller 4-15; Doug Werner 2-7; Jamison McLaughlin 1-(-8).

Passing: SVU: Matt LaFleur 48-29-0-357; Scott Feldmann 2-0-1-0; Jeff Griffiths 1-1-0-10.

BU: Eric Miller 27-16-0-316.

Receiving: SVU: Ruvel Martin 9-113; Brian Dolph 7-105; Matt Hoskins 4-46; Damion Bridges 4-37; Travis McAlpine 3-48; Keith Bartynski 2-9; Sean Deegan 1-9.
BU: Mike Lelko 7-120; Tierell Johnson 6-148; Darryl Williams 1-27; Rocco Forgione 1-15; Marques Glaze 1-6.

BLOOMSBURG--Quarterback Eric Miller threw five touchdown passes and ran for another, leading Bloomsburg to a 46-32 come-from-behind win over Saginaw Valley State in the first round of the NCAA Division II playoffs.

Bloomsburg started fast in the game, taking advantage of a long opening kickoff return by Bryant Stone setting up a five-play, 43-yard scoring drive. Miller hit Mike Lelko with a six-yard pass to complete the drive with 12:24 left in the first.

With the visitors coming back to take a 14-7 lead, Bloomsburg scored on the first play of the second quarter when Marques Glaze scored on a 14-yard scamper. The extra point was blocked leaving the Cardinals with a 14-13 advantage.

Trailing 24-13, the Huskies closed the deficit to 24-19 with 3:14 left before halftime when Rocco Forgione took a screen pass and went 15 yards for a score.

Bloomsburg took the lead on its first possession of the second half moving 93 yards in just four plays. A big play in the drive was a 59-yard pass completion from Miller to Tierell Johnson, giving Bloomsburg the ball at the Cardinals' 32-yard line. Two plays later, Darryl Williams caught a 27-yard pass from Miller, giving Bloomsburg the lead at 25-24, after the missed two-point conversion.

Bloomsburg made it 32-24 later in the period, marching 80 yards in six plays with Miller going over from one-yard out with 4:49 to play in the third. The Cardinals tied the game at 32-32 in the fourth period when Bridges scored on a one-yard run with 11:10 left to play in the game. Later in the period, Miller hit Johnson with a 26-yard pass, giving Bloomsburg a 39-32 advantage with 5:38 to play. Then with just over a minute left to play, the Huskies sealed the win with Miller hitting Lelko with his second touchdown catch of the day, making the final score 46-32.

NCAA Playoff History



2000 NCAA Quarterfinal Playoff Game — NOVEMBER 25, 2000

Bloomsburg 38, Northwood 14

	1st	2nd	3rd	4th	F
Northwood	7	0	0	7	14
HUSKIES	14	17	0	7	38

1st BU	Marques Glaze 1 yd. run (Chris Thompson kick)
1st NU	Bryant Lawrence 1 yd. run (Shaun Sjulstad kick)
1st BU	Mike Lelko 21 yd. pass from Eric Miller (Thompson kick)
2nd BU	Lelko 11 yd. pass from Miller (Thompson kick)
2nd BU	Lelko 8 yd. pass from Miller (Thompson kick)
2nd BU	Thompson 36 yd. field goal
4th NU	Chad Coons 99 yd. run (Sjulstad kick)
4th BU	Tierell Johnson 10 yd. pass from Miller (Thompson kick)

Rushing: NU: Chad Coons 1-99; Bryant Lawrence 7-42; Glenie Cross 7-38; Jason Martin 13-14; Scott Debbs 4-5; Pernell Jackson 3-4; George Cannon 1-2.
BU: Marques Glaze 26-100; Arrastene Henry 13-62; Doug Werner 4-22; Solomon Melson 2-18; Jamison McLaughlin 3-; Eric Miller 3-4; Tierell Johnson 1-(-1).

Passing: NU: Jason Martin 21-8-2-125; Scott Debbs 4-1-1-1.
BU: Eric Miller 35-23-0-274

Receiving: NU: Jason Abbate 4-29; Ron Hunter 2-52; George Cannon 2-19; Scott Debbs 1-26.
BU: Mike Lelko 10-160; Tierell Johnson 8-90; Rocco Forgione 2-15; Marques Glaze 2-5; Allen Lechthaler 1-4.

BLOOMSBURG—Quarterback Eric Miller threw four touchdown passes and Mike Lelko caught 10 passes for 160 yards and three scores, leading Bloomsburg to a 38-14 win over Northwood (MI) in an NCAA Division II quarterfinal game.

Bloomsburg got a 41-yard opening kickoff return from Bryant Stone, giving the Huskies the ball at their own 44-yard line. The Huskies then marched 56 yards in 13 plays with Marques Glaze going in from one yard out to give the home team a 7-0 lead.

The Timberwolves answered with a 49-yard kickoff return from Pernell Jackson giving Northwood the ball at the Bloomsburg 49-yard line to start their first drive. Six plays later, Bryant Lawrence scored on a one-yard run knotting the game at 7-7.

Bloomsburg quickly regained the lead on its next possession, moving 62 yards in six plays with Lelko catching a 21-yard pass from Miller making it 14-7. After the Huskies forced a punt on the Timberwolves' next possession, Bloomsburg increased its lead to 21-7 when Lelko caught an 11-yard pass from Miller.

After a Northwood interception in the endzone stopped a scoring drive, the Huskies moved 80 yards in eight plays with Lelko catching an eight-yard pass from Miller, giving Bloomsburg a 28-7 lead with 6:52 to play in the half.

After a Northwood punt, the Huskies moved down field and got a career-long 36-yard field goal from Chris Thompson sending the Huskies to the locker room with a 31-7 lead.

In the fourth, a 99-yard touchdown run brought Northwood to within 17, at 31-14. Bloomsburg's final score came when Tierell Johnson caught a 10-yard scoring pass from Miller.

2000 NCAA Semi-Final Playoff Game — DECEMBER 2, 2000

Bloomsburg 58, UC Davis 48

	1st	2nd	3rd	4th	F
HUSKIES	13	9	7	29	58
UC Davis	14	21	13	0	48

1st UCD	Brown 4 yd. run (Friend kick)
1st BU	Arrastene Henry 12 yd. run (Thompson kick)
1st UCD	Enos 3 yd. run (Friend kick)
1st BU	Mike Lelko 20 yd pass from Miller (kick blocked)
2nd UCD	Smith 7 yd. pass from O'Sullivan (Friend kick)
2nd BU	Chris Thompson 24 yd. field goal
2nd UCD	Gallagher 1 yd. run (Friend kick)
2nd BU	Darryl Williams 75 yd. pass from Miller (kick failed)
2nd UCD	Oliva 4 yd. pass from O'Sullivan (Friend kick)
3rd BU	Tierell Johnson 12 yd. pass from Miller (Thompson kick)
3rd UCD	Brown 1 yd. run (Friend kick)
3rd UCD	Patterson 67 yd. fumble return (Friend kick)
4th BU	Mike Lelko 1 yd. pass from Miller (Thompson kick)
4th BU	Darryl Williams 18 yd. run (Thompson kick)
4th BU	Tierell Johnson 15 yd. pass from Miller (Lelko 2pt pass)
4th BU	Marques Glaze 19 yd. run (Thompson kick)

Rushing: UCD: O'Sullivan 11-79; Brown 22-77; Enos 1-12; Gallagher 1-1.
BU: M. Glaze 31-184; D. Williams 2-62; A. Henry 9-26; T. Berry 1-13; J. McLaughlin 2-5; Team 2- (-4); E Miller 1- (-16).

Passing: UCD: J.T. O'Sullivan 36-22-3-285
BU: Eric Miller 43-23-2-385

Receiving: UCD: Enos 8-141; Oliva 5-70; Ojo 4-34; Brown 3-27; Smith 2-13. **BU:** T. Johnson 8-123; M. Lelko 6-56; R. Forgione 3-24; D. Williams 2-89; M. Glaze 2-67; B. Sullivan 2-26/

DAVIS, CA—Bloomsburg scored 29 unanswered points in the fourth period to rally past UC Davis, 58-48, in an NCAA Division II semifinal playoff game. The Huskies trailed 48-29 entering the final period of the game.

In the fourth period, Bloomsburg outgained the Aggies 176 to 63 in total offense while producing touchdowns on four of its final five drives, the fifth coming as the Huskies ran out the clock.

Trailing 48-29, Bloomsburg pulled to within 48-36 when Eric Miller connected with Mike Lelko on a one-yard pass with 12:38 to play. After forcing an Aggie punt, Bloomsburg marched 65 yards in eight plays with Darryl Williams taking a handoff and going 18 yards for the touchdown. Chris Thompson's extra point brought the Huskies' to within 48-43.

Bloomsburg's defense forced a punt with the Huskies taking over at their own 37-yard line. Five plays later Miller hit Johnson with a 15-yard scoring pass. Going for two, Miller hit Lelko with a diving pass in the corner of the endzone giving Bloomsburg a 51-48 lead.

The Huskies defense then came up with a fumble recovery by Brian Sims giving Bloomsburg the ball deep in Aggie territory. Marques Glaze then ran 19 yards for a score, giving Bloomsburg a 58-48 lead with 1:50 to play.

UC Davis had one last gasp, but, after driving to the Bloomsburg 19-yard line, O'Sullivan was intercepted for the third time in the game, with Luke Murray making the play. Bloomsburg then gained a first down and ran out the clock to cap the most improbable win in school history.

NCAA Playoff History



2000 NCAA Division II Championship Game — DECEMBER 9, 2000

Delta State 63, Bloomsburg 34

	1st	2nd	3rd	4th	F
Delta State	14	21	14	14	63
HUSKIES	14	0	14	6	34

1st	BU	Mike Lelko 7 yd. pass from Eric Miller (Chris Thompson kick)
1st	DSU	Josh Bright 35 yd. run (kick failed)
1st	DSU	Bright 7 yd. run (James Grubb pass from Bright)
1st	BU	Lelko 2 yd. pass from Miller (Thompson kick)
2nd	DSU	Tanny Flowers 1 yd. run (Billy Dorgan kick)
2nd	DSU	Rico McDonald 1 yd. run (Dorgan kick)
2nd	DSU	Jason Franklin 9 yd. run (Dorgan kick)
3rd	BU	Miller 1 yd. run (Thompson kick)
3rd	DSU	DeForest Hart 2 yd. run (Dorgan kick)
3rd	BU	Darryl Williams 16 yd. pass Miller (Thompson kick)
3rd	DSU	Bright 25 yd. run (Dorgan kick)
4th	DSU	Flowers 7 yd. run (Dorgan kick)
4th	DSU	Gary Smith 18 yd. run (Dorgan kick)
4th	BU	Arrastene Henry 5 yd. run (kick failed)

Rushing: DSU: Josh Bright 22-175; Rico McDonald 19-86; DeForest Hart 8-84; Tanny Flowers 6-59; Trevan Dixon 1-43; Mario Purifoy 3-26; Jeff Smith 2-9; Jason Franklin 2-7; Gary Smith 5-0; Team 1-(-2).
BU: Arrastene Henry 9-91; Marques Glaze 12-43; Eric Miller 6-(-1).

Passing: DSU: Josh Bright 11-6-0-80; Jeff Smith 4-3-1-45.
BU: Eric Miller 39-23-0-261.

Receiving: DSU: Jody Jennings 5-66; Jason Franklin 2-35; Rico McDonald 1-15; James Grubbs 1-9.

BU: Mike Lelko 10-87; Tierrell Johnson 5-101; Marques Glaze 2-3; Darryl Williams 2-35; Brian Sullivan 2-26; Allen Lechtahler 1-11.

FLORENCE, AL—"The bubble burst today!" The words of Bloomsburg coach Danny Hale summed up the Huskies day at the NCAA Division II title game in Florence, AL. That's where the Huskies lost to the Statesmen of Delta State, 63-34.

The day started well enough for the Huskies who took the opening kickoff and moved Bloomsburg 66 yards in six plays with Eric Miller connecting with Mike Lelko for an eight-yard scoring pass. Lelko's touchdown catch was his eighth of the post-season, a new NCAA Division II record.

Delta State responded on its first drive with a quick scoring drive of its own. Quarterback Josh Bright scored on a 35-yard run up the middle of the line. The extra point, though, was missed leaving Bloomsburg with a 7-6 lead.

Delta State used some trickery, recovering an on-side kick at the Statesmen's own 46 on the ensuing kickoff. Bright then directed another scoring drive going in from seven yards out with 5:04 to play in the first. Bright then completed a two-point conversion making it a 14-7 lead for Delta State.

The Huskies responded with a long scoring drive on its next possession. Moving 74 yards in just seven plays. Miller hit with a two-yard scoring pass and with the extra-point, tied the game at 14-14.

Delta State then scored on its next three possessions to take a 35-14 lead into the locker room at halftime.

In the second half, the Huskies opened with a touchdown to close to within, 35-21. However, the Statesmen scored on four consecutive possessions while limiting the Huskies to just one score to take a 63-28 lead. Bloomsburg's final score came when Arrastene Henry scored from five yards out with 3:32 to play in the game. But, as was the case the entire game, the extra point was blocked making the final, 63-34.

Miller set NCAA Division II tournament records for most passing yards (1,237) breaking the mark of Chris Crawford of Portland State in 1988 (1,226). Miller's three touchdown passes also increased his tournament record to 17.

Lelko also set two NCAA tournament records (since broken) after making 10 catches for 87 yards on the afternoon. Lelko finished the tournament with 33 receptions (breaking the mark of 29) and nine touchdowns (breaking the mark of seven).

1996 NCAA First Round Playoff Game — NOVEMBER 23, 1996

Clarion 42, Bloomsburg 29

	1st	2nd	3rd	4th	F
HUSKIES	0	14	7	8	29
Clarion	12	16	7	14	42

1st	CU	S. Witte 30 yd. run (pass failed)
1st	CU	Bzorek 34 yd. interception ret. (pass failed)
2nd	BU	McNamee 15 yd. pass to R. Lelko (Boop kick)
2nd	BU	Smith 71 yd. punt ret. (Boop kick)
2nd	CU	Weibel 2 yd. pass to Sickeri (Weibel 2 pt pass)
2nd	CU	Weibel 16 yd. pass to S. Witte (Sickeri run)
3rd	BU	McNamee 32 yd. pass to R. Lelko (Boop kick)
3rd	CU	DeJidas 8 yd. run (Palisin kick)
4th	CU	S. Witte 5 yd. run (Palisin kick)
4th	BU	McNamee 13 yd. pass to R. Lelko (McNamee 2 pt pass)

Rushing: CU: S. Witte 22-137; DeJidas 14-80;
BU: Sigler 20-71

Passing: CU: Weibel 26-16-1, 228
BU: McNamee 41-23-1, 242

Receiving: CU: DeJidas 5-61; Sickeri 5-47; S. Witte 4-81
BU: Ron Lelko 12-141; Smith 5-22

CLARION - The second trip to the NCAA Division II playoffs ended in the opening round along while ending Bloomsburg's nine-game winning streak.

Bloomsburg overcome a 12-0 first quarter deficit with a 15-yard TD pass by Glen McNamee to Ron Lelko and Sean Smith's fifth punt return for a touchdown of the season (71 yards) to take a 14-12 lead.

Clarion rallied with two touchdown passes in the last five minutes of the first half to lead 28-14 at the break.

On the first drive of the second half, the Huskies went 56 yards in four plays to cut the lead to 28-21 on a 32-yard pass from McNamee to Lelko.

However, Clarion scored on two of its next three possessions to take the win.

Bloomsburg was held to a season-low 59 yards rushing in the game.

NCAA Playoff History



NCAA Division II Quarterfinals— NOVEMBER 30, 1985 Bloomsburg 38, Hampton 28

	1st	2nd	3rd	4th	F
Hampton	13	9	0	6	28
HUSKIES	7	10	0	21	38

1st H Painter 80 yd. run (Barber kick)
 1st BU DeDea 5 yd. pass to Dowd (Sullivan kick)
 1st H Stacy 77 yd. pass to Skinner (kick failed)
 2nd BU Martin 4 yd. run (Sullivan kick)
 2nd H Barber 33 yd. field goal
 2nd H Stacy 77 yd. pass to Painter (run failed)
 2nd BU Sullivan 36 yd. field goal
 4th BU DeDea 12 yd. pass to Grande (pass failed)
 4th BU Martin 7 yd. run (DeDea two point pass)
 4th BU Martin 1 yd. run (Sullivan kick)
 4th H Stacy 63 yd. pass to Gailliard (run failed)

Rushing: H: Painter 16-111; Lindsey 1-3; Bentley 1-3; Gailliard 2-4; Stacy 11-(-19) **BU:** Martin 40-203; Liebel 1-19; Robinson 7-8; Heavey 1-4; DeDea 3-(-8).

Passing: H: Stacy 14-5-0, 232 **BU:** DeDea 36-14-0, 179; Liebel 1-1-0, (-2)

Receiving: H: Skinner 1-77; Painter 1-77; Gaillard 2-67; Campbell 1-11 **BU:** Dowd 6-100; Grande 6-76; Bluiitt 1-9; Martin 1-(-6); Drummeller 1-(-2).

NCAA Division II Semifinals — DECEMBER 7, 1985 North Alabama 34 Bloomsburg 0

	1st	2nd	3rd	4th	F
HUSKIES	0	0	0	0	0
North Alabama	7	17	10	0	34

1st NA Lewis Billups recovers fumble in end zone (PAT blocked)
 2nd NA Charles Johnson 1 yd. run (Knowles PAT)
 2nd NA Metcalf 54 yd. pass to Morrow (Knowles PAT)
 2nd NA Knowles 29 yd. field goal
 3rd NA Knowles 34 yd. field goal
 3rd NA Metclaf 9 yd. pass to Ivy (Knowles PAT)

Rushing: NA: Johnson 22-84; Ivy 15-76; Yeager 6-24; Webb 8-23; Cl. Johnson 1-11; Elliot 3-7; Garner 1-3; Metcalf 2-(-2); Morrow 1-(-7) **BU:** Martin 14-30; Robinson 3-18; Cicerski 2-16; Bluiitt 1-3; DeDea 8-(-16)

Passing: NA: Metclaf 14-10-1, 93; Elliot 2-1-0, 20 **BU:** DeDea 29-9-1, 127; Glovas 4-1-0, 8

Receiving: NA: Banks 3-34; Ivy 3-48; Morrow 2-75; Cl. Johnson 2-45; Cunningham 1-11 **BU:** Grande 4-31; Dowd 3-37; Martin 1-29; Robinson 1-22; Newman 1-8

ALL-TIME NCAA PLAYOFF SCORES

1985	Q-finals	Bloomsburg 38, Hampton 28	2005	2nd Rnd	East Stroudsburg 52, Bloomsburg 39
	Semi-finals	at North Alabama 34, Bloomsburg 0			
1996	1st Rnd	at Clarion 42, Bloomsburg 29	2006	2nd Rnd	Bloomsburg 21, West Chester 20
				Q-Finals	Bloomsburg 24, at Shepherd 21
2000	1st Rnd	Bloomsburg 46, Saginaw Valley 32		Semi-finals	at N.W. Missouri 33, Bloomsburg 3
	Q-finals	Bloomsburg 38, Northwood 14			
	Semi-finals	Bloomsburg 58, at UC Davis 48	2008	2nd Rnd	Bloomsburg 28, West Chester 21
	Finals	Delta St. 63, Bloomsburg 34		Q-Finals	California, Pa. 27, Bloomsburg 24
2001	1st Rnd	at Grand Valley 42, Bloomsburg 14			

Overall NCAA Playoff Record: 7-7 • Home Playoff Record: 5-2 • Road Playoff Record: 2-4 • Neutral 0-1

2009 Opponents



ASHLAND—AUGUST 27, 6 P.M. REDMAN STADIUM, BLOOMSBURG, PA

Location: Ashland, OH
Enrollment: 6,500
Nickname: Eagles
Colors: Purple and Gold
Stadium: Community Stadium (6,000)
Surface: ProGrass
Head Coach: Lee Owens
Coach's Overall Record: (14 yrs): 75-81
Record at Ashland: (5 yrs) 35-20
2008 Record: 9-4, 8-2 GLIAC
Football Office Phone: 419-289-5447

Lettermen Returning/ Lost: 44/14
Starters Returning/ Lost: 15/8
Basic Offense: Spread
Basic Defense: 3-4
Athletic Director: Bill Goldring
Sports Information Director: Al King
S.I.D. Phones-Office: 419-289-5442
Home: 419-289-8418 **Fax:** 419-289-5468
Press Box: 419-289-6323
E-Mail: aking@ashland.edu
All-Time Series Results: BU Leads, 1-0

2008 Results

Aug. 30 BLOOMSBURG.....L, 49-42
 Sept. 6 FERRIS STATE.....L, 25-24
 Sept. 13 at Michigan Tech.....W, 48-41
 Sept. 20 TIFFIN.....W, 34-6
 Sept. 27 at Hillsdale.....W, 24-17
 Oct. 4 WAYNE STATE.....W, 41-14
 Oct. 11 at Northwood.....W, 43-24
 Oct. 18 SAGINAW VALLEY.....W, 31-28
 Oct. 25 at Grand Valley.....L, 48-42
 Nov. 1 at Indianapolis.....W, 44-37
 Nov. 8 FINDLAY.....W, 45-38
 Nov. 15 MINN. ST.-MANKATO +..W, 27-16
 Nov. 22 at Grand Valley +.....L, 40-7
 + NCAA Playoffs

2009 Schedule

Aug. 27 at Bloomsburg.....6 p.m.
 Sept. 5 at Ferris State.....7 p.m.
 Sept. 12 MICHIGAN TECH.....1 p.m.
 Sept. 19 at Tiffin.....1:30 p.m.
 Sept. 26 HILLSDALE.....1 p.m.
 Oct. 3 at Wayne State.....Noon
 Oct. 10 NORTHWOOD.....1 p.m.
 Oct. 17 at Saginaw Valley.....Noon
 Oct. 24 GRAND VALLEY.....1 p.m.
 Oct. 31 INDIANAPOLIS.....1 p.m.
 Nov. 7 at Findlay.....Noon

CALIFORNIA (PA) —SEPTEMBER 5, 7 P.M. ADAMSON STADIUM, CALIFORNIA, PA

Location: California, PA
Enrollment: 7,700
Nickname: Vulcans
Colors: Black and Red
Stadium: Adamson Stadium (5,000)
Surface: Pro-Turf
Head Coach: John Luckhardt
Coach's Overall Record (23 yrs): 194-61-2
Record at Cal (7 yrs): 57-24
2008 Record: 12-2, 7-0 PSAC West
Football Office Phone: 724-938-4019

Lettermen Returning/Lost: N/A
Starters Returning/ Lost: 19/7
Basic Offense: Multiple
Basic Defense: Multiple
Athletic Director: Dr. Thomas Pucci
Sports Information Director: Matthew Kifer
S.I.D. Phones-Office: 724-938-4234
SID Home: N/A **Fax:** 724-938-5849
Press Box: 724-938-4234
E-Mail: kifer@cup.edu
All-Time Series Results: BU Leads, 11-8-2

2008 Results

Aug. 30 WEST CHESTER.....W, 44-32
 Sept. 6 at Bloomsburg.....L, 24-17
 Sept. 13 LAKE ERIE.....W, 54-0
 Sept. 20 at Edinboro.....W, 35-31
 Sept. 27 IUP.....W, 21-19
 Oct. 4 at Clarion.....W, 52-20
 Oct. 11 LOCK HAVEN.....W, 56-3
 Oct. 18 at Gannon.....W, 42-24
 Oct. 25 SLIPPERY ROCK.....W, 31-10
 Nov. 1 at Mercyhurst.....W, 17-6
 Nov. 8 WEST CHESTER.....W, 47-36
 Nov. 22 SETON HILL+.....W, 48-7
 Nov. 29 at Bloomsburg +.....W, 27-24
 Dec. 6 MINNESOTA DULUTH +.....L, 45-7
 + NCAA playoffs

2009 Schedule

Aug. 27 SAGINAW VALLEY.....7 p.m.
 Sept. 5 BLOOMSBURG.....7 p.m.
 Sept. 12 at West Chester.....Noon
 Sept. 19 GANNON.....Noon
 Sept. 26 CLARION.....3 p.m.
 Oct. 3 at IUP.....1 p.m.
 Oct. 10 at Lock Haven.....6 p.m.
 Oct. 17 EDINBORO.....3 p.m.
 Oct. 24 at Slippery Rock.....1 p.m.
 Oct. 31 MERCYHURST.....3:30 p.m.
 Nov. 8 at Shippensburg.....TBA

2009 Opponents



MERCYHURST—SEPTEMBER 12, 1 P.M. TULLIO FIELD, ERIE, PA

Location: Erie, Pa.
Enrollment: 3,500
Nickname: Lakers
Colors: Green and Blue
Stadium: Tullio Field (2,300)
Surface: Field Turf
Head Coach: Marty Schaeetzle
Coach's Overall Record (7 yrs): 28-47
Record at Mercyhurst (7 yrs): 28-47
2008 Record: 7-4, 5-2 PSAC West
Football Office Phone: 814-824-2244

Lettermen Returning/ Lost: 30/16
Starters Returning/ Lost: 12/10
Basic Offense: Multiple
Basic Defense: Stack
Athletic Director: Joe Kimball
Sports Information Director: Lauren Packer Webster
S.I.D. Phones-Office: 814-824-2525
SID Cell: 814-880-0438 **Fax:** 814-824-2591
Press Box: 814-824-3095
E-Mail: lwebster@mercyhurst.edu
All-Time Series Results: BU Leads, 1-0

2008 Results

Aug. 30	at Wayne State	L, 14-10
Sept. 6	at Cheyney	W, 35-0
Sept. 13	at Bloomsburg	L, 24-0
Sept. 20	CLARION	W, 41-7
Sept. 27	SLIPPERY ROCK	W, 34-10
Oct. 4	LOCK HAVEN	W, 49-14
Oct. 11	at Gannon	W, 35-32
Oct. 18	at IUP	L, 42-10
Oct. 23	at Edinboro	W, 24-21
Nov. 1	CALIFORNIA (PA)	L, 17-6
Nov. 8	SHIPPENSBURG	W, 21-17

2009 Schedule

Aug. 29	Wayne State	Noon
Sept. 5	CHEYNEY	1 p.m.
Sept. 12	BLOOMSBURG	1 p.m.
Sept. 19	IUP	1 p.m.
Sept. 26	at Lock Haven	2 p.m.
Oct. 3	at Slippery Rock	2 p.m.
Oct. 10	GANNON	Noon
Oct. 17	at Clarion	1 p.m.
Oct. 24	EDINBORO	Noon
Oct. 31	at California (PA)	3:30 p.m.
Nov. 7	at West Chester	1 p.m.

KUTZTOWN—SEPTEMBER 19, 1 P.M. REDMAN STADIUM, BLOOMSBURG, PA

Location: Kutztown, PA
Enrollment: 10,300
Nickname: Golden Bears
Colors: Maroon & Gold
Stadium: University Field (5,600)
Surface: Artificial (A-Turf)
Head Coach: Ray Monica
Coach's Overall Record (3 yrs): 14-18
Record at Kutztown (3 yrs): 14-18
2008 Record: 5-6, 4-3 PSAC East
Football Office Phone: 610-683-43627

Lettermen Returning/ Lost: 46/22
Starters Returning/ Lost: 15/9
Basic Offense: I-Formation/Multiple
Basic Defense: 4-3
Athletic Director: Greg Bamberger
Sports Information Director: Rob Knox
S.I.D. Phones-Office: 610-683-4182
Home: TBA **Fax:** 610-683-4676
Press Box: 610-683-9696
E-Mail: TBA
All-Time Series Results: BU Leads, 41-20-1

2008 Results

Aug. 29	ST. ANSELM	W, 35-0
Sept. 6	CLARION	L, 26-20
Sept. 13	at Slippery Rock	L, 38-24
Sept. 20	at Bloomsburg	L, 31-21
Sept. 27	WEST CHESTER	L, 49-8
Oct. 4	at Cheyney	W, 31-13
Oct. 11	SHIPPENSBURG	W, 42-21
Oct. 18	at East Stroudsburg	L, 27-3
Oct. 25	MILLERSVILLE	W, 26-17
Nov. 1	C.W. POST	W, 21-14
Nov. 8	at Indiana (PA)	L, 34-7

2009 Schedule

Aug. 29	at St. Anselm	1:30 p.m.
Sept. 5	at Clarion	6 p.m.
Sept. 10	SLIPPERY ROCK	7:05 p.m.
Sept. 19	BLOOMSBURG	6:05 p.m.
Sept. 26	at West Chester	6 p.m.
Oct. 3	CHEYNEY	1:05 p.m.
Oct. 10	at Shippensburg	1 p.m.
Oct. 17	EAST STROUDSBURG	1:05 p.m.
Oct. 24	at Millersville	1:30 p.m.
Oct. 31	at C.W. Post	1 p.m.
Nov. 7	IUP	1:05 p.m.

2009 Opponents



C.W. POST—SEPTEMBER 26, NOON REDMAN STADIUM, BLOOMSBURG, PA

Location: Brookville, NY
Enrollment: 8, 472
Nickname: Pioneers
Colors: Green and Gold
Stadium: Hickox Field
Surface: FieldTurf
Head Coach: Bryan Collins
Coach's Overall Record (11 yrs): 87-34
Record at CW Post (11 yrs): 87-34
2008 Record: 3-8, 2-5 PSAC East
Football Office Phone: 516-299-2847

Lettermen Returning/ Lost: 41/25
Starters Returning/ Lost: 14/10
Basic Offense: Spread
Basic Defense: 4-2-5
Athletic Director: Bryan Collins
Sports Information Director: Sarah Ralls
S.I.D. Phones-Office: 516-299-3957
Cell: 978-337-6710 **Fax:** 516-299-2844
Press Box: 516-299-3765
E-Mail: Sarah.Ralls@liu.edu
All-Time Series Results: Bloomsburg Leads, 2-0

2008 Results

Aug. 30 AMERICAN INTERN'LL, 45-19
 Sept. 6 INDIANA (PA).....L, 41-0
 Sept. 13 EDINBOROL, 31-7
 Sept. 20 at Cheyney.....W, 35-0
 Sept. 27 BLOOMSBURG.....L, 13-6
 Oct. 4 at Shippensburg.....L, 27-10
 Oct. 11 at West Chester.....L, 17-7
 Oct. 18 MILLERSVILLE.....W, 55-38
 Oct. 25 EAST STROUDSBURGL, 48-42
 Nov. 1 at Kutztown.....L, 21-14
 Nov. 8 at Lock Haven.....W, 30-28

2009 Schedule

Aug. 29 at American International.....1 p.m.
 Sept. 5 at IUP4 p.m.
 Sept. 12 at Edinboro.....1 p.m.
 Sept. 19 CHEYNEY.....1 p.m.
 Sept. 26 at Bloomsburg Noon
 Oct. 3 SHIPPENSBURG1 p.m.
 Oct. 10 WEST CHESTER1 p.m.
 Oct. 17 at Millersville1 p.m.
 Oct. 24 at East Stroudsburg1 p.m.
 Oct. 31 KUTZTOWN.....1 p.m.
 Nov. 7 LOCK HAVEN.....1 p.m.

MILLERSVILLE—OCTOBER 3, 5 P.M. REDMAN STADIUM, BLOOMSBURG, PA

Location: Millersville, PA
Enrollment: 8,306
Nickname: Marauders
Colors: Black and Gold
Stadium: Biemesderfer Stadium
Surface: Field Turf
Head Coach: Greg Colby
Coach's Overall Record (1 yr) 1-10
Record at Millersville: (1yr) 1-10
2008 Record: 1-10, 1-6 PSAC East
Football Office Phone: 717-872-3312

Lettermen Returning/ Lost: 31-13
Starters Returning/ Lost: 16/8
Basic Offense: Multiple
Basic Defense: 4-3
Athletic Director: Peg Kauffman
Sports Information Director: Ethan Hulsey
S.I.D. Phones-Office: 717-872-3100
Home: 740-213-0371 **Fax:** 717-872-3995
Press Box: 717-872-3232
E-Mail: ehulsey@millersville.edu
All-Time Series Results: BU Leads, 35-30-5

2008 Results

Aug. 29 at Bentley.....L, 35-22
 Sept. 6 SLIPPERY ROCK.....L, 28-24
 Sept. 13 INDIANA, PAL, 63-3
 Sept. 20 at West Chester.....L, 41-10
 Sept. 27 at Shippensburg.....L, 35-14
 Oct. 4 BLOOMSBURG.....L, 49-24
 Oct. 11 CHEYNEY.....W, 48-6
 Oct. 18 at C.W. Post.....L, 55-38
 Oct. 25 at Kutztown.....L, 26-17
 Nov. 1 EAST STROUDSBURGL, 45-18
 Nov. 8 at Edinboro.....L, 38-13

2009 Schedule

Aug. 8 at Assumption7 p.m.
 Sept. 3 at Slippery Rock6 p.m.
 Sept. 12 at IUP1 p.m.
 Sept. 19 WEST CHESTER1 p.m.
 Sept. 26 SHIPPENSBURG7 p.m.
 Oct. 3 at Bloomsburg5 p.m.
 Oct. 10 at Cheyney.....1 p.m.
 Oct. 17 C.W. POST1 p.m.
 Oct. 24 KUTZTOWN.....1 p.m.
 Oct. 31 at East Stroudsburg1 p.m.
 Nov. 7 EDINBORO Noon

2009 Opponents



EAST STROUDSBURG—OCTOBER 10, 2:30 P.M. EILER-MARTIN STADIUM, E. STROUDSBURG, PA

Location: East Stroudsburg, PA

Enrollment: 7,200

Nickname: Warriors

Colors: Red and Black

Stadium: Eiler-Martin Stadium

Surface: Field Turf

Head Coach: Denny Douds

Coach's Overall Record (35 yrs.): 218-142-3

Record at E. Stroudsburg (35 yrs): 218-142-3

2008 Record: 9-2, 5-2 PSAC East

Football Office Phone: 570-422-3322

Lettermen Returning/ Lost: 35/16

Starters Returning/ Lost: 9/14

Basic Offense: Multiple

Basic Defense: Eight-Man Front

Athletic Director: Tim Gioglio

Sports Information Director: Greg Knowlden

S.I.D. Phones-Office: 570-422-3312

Fax: 570-422-3586

Press Box: 570-422-3549

E-Mail: gknowlden@po-box.esu.edu

All-Time Series Results: E. Stroudsburg Leads, 43-35-2

2008 Results

Aug. 28	VIRGINIA UNION	W, 14-11
Sept. 6	GANNON	W, 23-10
Sept. 13	at Clarion	W, 49-28
Sept. 20	SHIPPENSBURG	W, 44-41 (OT)
Sept. 27	CHEYNEY	W, 52-12
Oct. 4	WEST CHESTER	L, 34-24
Oct. 11	at Bloomsburg	L, 42-23
Oct. 18	KUTZTOWN	W, 27-3
Oct. 25	at C.W. Post	W, 48-42
Nov. 1	at Millersville	W, 45-18
Nov. 8	at Slippery Rock	W, 38-21

2009 Schedule

Aug. 27	at Virginia Union	7 p.m.
Sept. 5	at Gannon	6 p.m.
Sept. 12	CLARION	7 p.m.
Sept. 19	at Shippensburg	1 p.m.
Sept. 26	at Cheyney	1 p.m.
Oct. 3	at West Chester	2 p.m.
Oct. 10	BLOOMSBURG	2:30 p.m.
Oct. 17	at Kutztown	1 p.m.
Oct. 24	C.W. POST	1 p.m.
Oct. 31	MILLERSVILLE	1 p.m.
Nov. 7	SLIPPERY ROCK	1 p.m.

CHEYNEY—OCTOBER 17, 3:30 P.M. REDMAN STADIUM, BLOOMSBURG, PA

Location: Cheyney, PA

Enrollment: 1,700

Nickname: Wolves

Colors: Blue and White

Stadium: O'Shields-Stevenson Stadium

Surface: Natural Grass

Head Coach: Jeff Braxton

Coach's Overall Record (1 yr): 0-11

Record at Cheyney (1 yr): 0-11

2008 Record: 0-11, 0-7 PSAC East

Football Office Phone: 610-399-2309

Lettermen Returning/ Lost: 38/20

Starters Returning/ Lost: 19/3

Basic Offense: Multiple

Basic Defense: 4-3

Athletic Director: China Jude

Sports Information Director: Lenn Margolis

S.I.D. Phones-Office: 610-399-2143

Home: 610-519-0578

Fax: 610-399-2532

Press Box: 610-399-2532

E-Mail: lmargolis@cheyney.edu

All-Time Series Results: Bloomsburg Leads, 39-9-1

2008 Results

Aug. 30	BOWIE	L, 51-26
Sept. 6	MERCYHURST	L, 35-0
Sept. 13	GANNON	L, 40-18
Sept. 20	C.W. POST	L, 35-0
Sept. 27	at East Stroudsburg	L, 52-12
Oct. 4	KUTZTOWN	L, 31-13
Oct. 11	at Millersville	L, 48-6
Oct. 18	BLOOMSBURG	L, 43-7
Oct. 25	at West Chester	L, 60-6
Nov. 1	at Shippensburg	L, 62-7
Nov. 8	at Clarion	L, 41-20

2009 Schedule

Aug. 29	vs. Lincoln (at Northeast HS)...	4 p.m.
Sept. 5	at Mercyhurst	1 p.m.
Sept. 12	at Gannon	6 p.m.
Sept. 19	at C.W. Post	1 p.m.
Sept. 26	EAST STROUDSBURG	1 p.m.
Oct. 3	at Kutztown	1:05 p.m.
Oct. 10	MILLERSVILLE	1 p.m.
Oct. 17	at Bloomsburg	3:30 p.m.
Oct. 26	WEST CHESTER	1 p.m.
Oct. 31	SHIPPENSBURG	1 p.m.
Nov. 7	CLARION	1 p.m.

2009 Opponents



SHIPPENSBURG—OCTOBER 24, 2:30 P.M. REDMAN STADIUM, BLOOMSBURG, PA

Location: Shippensburg, PA

Enrollment: 7,600

Nickname: Red Raiders

Colors: Red and Blue

Stadium: Seth Grove Stadium

Surface: Natural Grass

Head Coach: Rocky Rees

Coach's Overall Record (24 yrs.): 145-116-2

Record at Shippensburg (19 yrs): 109-1010-1

2008 Record: 4-7, 3-4 PSAC East

Football Office Phone: 717-477-1758

Lettermen Returning/ Lost: 22/18

Starters Returning/ Lost: 12/10

Basic Offense: Wing-T

Basic Defense: Multiple 4-3

Athletic Director: Jeff Michaels

Sports Information Director: Bill Morgal

S.I.D. Phones-Office: 717-477-1201

Home: 717-377-1166

Fax: 717-477-1253

Press Box: 717-477-1391

E-Mail: wjmorgal@ship.edu

All-Time Series Results: Shippensburg Leads, 40-32

2008 Results

Aug. 30	SHEPHERD.....	L, 20-16
Sept. 6	EDINBORO	L, 34-11
Sept. 13	at Lock Haven.....	W, 36-0
Sept. 20	at East Stroudsburg	L, 44-41 (OT)
Sept. 27	MILLERSVILLE	W, 35-14
Oct. 4	C.W. POST	W, 27-10
Oct. 11	at Kutztown.....	L, 42-21
Oct. 18	at West Chester	L, 25-7
Oct. 25	BLOOMSBURG	L, 21-0
Nov. 1	CHEYNEY	W, 62-7
Nov. 8	at Mercyhurst	L, 21-17

2009 Schedule

Aug. 29	at Shepherd	1 p.m.
Sept. 5	at Edinboro.....	1 p.m.
Sept. 12	LOCK HAVEN.....	1 p.m.
Sept. 19	EAST STROUDSBURG	1 p.m.
Sept. 26	at Millersville	7 p.m.
Oct. 3	at C.W. Post.....	1 p.m.
Oct. 10	KUTZTOWN.....	1 p.m.
Oct. 17	WEST CHESTER	1 p.m.
Oct. 24	at Bloomsburg	2:30 p.m.
Oct. 31	at Cheyney.....	1 p.m.
Nov. 7	CALIFORNIA (PA)	1 p.m.

WEST CHESTER—OCTOBER 31, 1 P.M. FARRELL STADIUM, WEST CHESTER, PA

Location: West Chester, PA

Enrollment: 12,800

Nickname: Golden Rams

Colors: Purple and Gold

Stadium: John A. Farrell Stadium (7,500)

Surface: Field Turf

Head Coach: Bill Zwaan

Coach's Overall Record (12 yrs.): 108-36

Record at WCU (6 yrs): 54-22

2008 Record: 9-4, 7-0 PSAC East

Football Office Phone: 610-436-3528

Lettermen Returning/ Lost: 16/6

Starters Returning/ Lost: N/A

Basic Offense: Spread Wing-T

Basic Defense: 3-4

Athletic Director: Dr. Edward M. Matejkovic

Sports Information Director: James Zuhlke

S.I.D. Phones-Office: 610-436-3316

Home: 484-887-0084

Fax: 610-436-1020

Press Box: 610-436-2160

E-Mail: jzuhlke@wcupa.edu

All-Time Series Results: West Chester Leads, 44-19

2008 Results

Aug. 30	at California (PA).....	L, 44-32
Sept. 6	LOCK HAVEN.....	W, 37-6
Sept. 13	at Delaware.....	L, 48-20
Sept. 20	MILLERSVILLE	W, 41-10
Sept. 27	at Kutztown.....	W, 49-8
Oct. 4	at East Stroudsburg	W, 34-24
Oct. 11	C.W. POST	W, 17-7
Oct. 18	SHIPPENSBURG	W, 25-7
Oct. 25	CHEYNEY	W, 60-6
Nov. 1	at Bloomsburg	W, 24-21
Nov. 8	at California, PA.....	L, 47-36
Nov. 15	SOUTH. CONNECT. +	W, 52-32
Nov. 22	at Bloomsburg +	L, 28-21

+ NCAA Playoffs

2009 Schedule

Aug. 27	at Lock Haven.....	6 p.m.
Sept. 4	at Delaware.....	7 p.m.
Sept. 12	CALIFORNIA, PA.....	Noon
Sept. 19	at Millersville	1 p.m.
Sept. 26	KUTZTOWN.....	6 p.m.
Oct. 3	EAST STROUDSBURG	2 p.m.
Oct. 10	at C.W. Post.....	1 p.m.
Oct. 17	at Shippensburg.....	1 p.m.
Oct. 24	at Cheyney.....	1 p.m.
Oct. 31	BLOOMSBURG.....	1 p.m.
Nov. 7	MERCYHURST	1 p.m.

2009 Opponents



GANNON—NOVEMBER 7, NOON REDMAN STADIUM, BLOOMSBURG, PA

Location: Erie, PA
Enrollment: 4,197
Nickname: Golden Knights
Colors: Maroon, White, Gold
Stadium: Gannon University Field
Surface: Field Turf
Head Coach: Jim Kiernan
Coach's Overall Record (2 yrs): 5-17
Record at Gannon(2 yrs): 5-17
2008 Record: 4-7, 2-5 PSAC West
Football Office Phone: 814-871-7249

Lettermen Returning/ Lost: 47/17
Starters Returning/ Lost: 14/10
Basic Offense: Multiple
Basic Defense: Multiple
Athletic Director: Mark Richard
Sports Information Director: Dan Teliski
S.I.D. Phones-Office: 814-871-7418
Home: 814-882-7846 **Fax:** 814-871-7794
Press Box: 814-871-5773
E-Mail: teliski002@gannon.edu
All-Time Series Results: Bloomsburg Leads, 1-0

2008 Results

Aug. 28	at Lake Erie.....	W, 24-22
Sept. 6	at East Stroudsburg	L, 23-10
Sept. 13	at Cheyney.....	W, 40-18
Sept. 20	at Slippery Rock	L, 24-16
Sept. 27	CLARION	W, 31-24
Oct. 4	at Edinboro.....	L, 40-3
Oct. 11	MERCYHURST	L, 35-32
Oct. 18	CALIFORNIA (PA)	L, 42-24
Oct. 25	at Lock Haven.....	W, 26-0
Nov. 1	INDIANA (PA).....	L, 35-10
Nov. 8	BLOOMSBURG.....	L, 38-10

2009 Schedule

Aug. 27	LAKE ERIE.....	7 p.m.
Sept. 5	EAST STROUDSBURG	6 p.m.
Sept. 12	CHEYNEY.....	6 p.m.
Sept. 19	at California (PA)	Noon
Sept. 26	EDINBORO	Noon
Oct. 3	at Clarion.....	2 p.m.
Oct. 10	at Mercyhurst	Noon
Oct. 17	SLIPPERY ROCK.....	1 p.m.
Oct. 24	LOCK HAVEN.....	1 p.m.
Oct. 31	at IUP	1 p.m.
Nov. 7	at Bloomsburg	Noon



Justin Presley (40) and Mike Varanavage (11) take down the Cal runner last year

The Record Book—Individual



PASSING

Attempts

Game	69	Jeff King vs. Lock Haven (1992) *
	56	Rich Lichtel (1967)
Season	415	Rich Lichtel (1967)
	285	Glenn McNamee (1996)
Career	986	Jay DeDea (1984-87)
	915	Eric Miller (1997-2000)

Completions

Game	39	Jeff King vs. Lock Haven (1992) *
	32	Rich Lichtel vs. LHU, Mansfield (1967)
Season	194	Alan Eck (1990)
	189	Rich Lichtel (1967)
Career	527	Eric Miller (1997-2000)
	495	Jay DeDea (1984-1987)

Yards Gained

Game	506	Jeff King vs. Lock Haven (1992)
	415	Eric Miller vs. New Haven (1999)
Season	2,771	Rich Lichtel (1967)
	2,571	Eric Miller (1999)
Career	7,474	Eric Miller (1997-2000)
	6,950	Glenn McNamee (1993-1996)

Touchdown Passes

Game	5	Rich Lichtel, Twice (1967)
	5	Eric Miller vs. Saginaw Valley (2000) #
	5	Eric Miller vs. UC Davis (2000) #
	5	Jack Lydic vs. Indiana (PA) (2003)
	4	Ozzie Snyder vs. Mansfield (1958)
	4	Eric Miller vs. Northwood (2000) #
	4	Chris Thompson vs. Mansfield (2001)
	4	Chris Thompson vs. Millersville (2001)
	4	Andrew Herrmann vs. Millersville (2002)
	4	Jack Lydic vs. Shippensburg (2005)
	4	Jack Lydic vs. Millersville (2005)
	4	Dan Latorre vs. West Chester (2007)
Season	26	Rich Lichtel (1967)
	22	Eric Miller (2000)
		Glenn McNamee (1996)
Career	70	Eric Miller (1997-2000)
	57	Glenn McNamee (1993-1996)

Best Completion Percentage

Game	85.0% (17-20)	Chris Thompson vs. Mansfield (2001)
	82.3% (14-17)	Dan Latorre vs. James Madison (2006)
Season	63.3%	Eric Miller (1999)
	60.3%	Dan Latorre (2006)
Career	57.5%	Eric Miller (1997-2000)
	57.3%	Alan Eck (1989-1991)

Most Interceptions

Game	6	Jay DeDea vs. West Chester (1986)
	5	Joe Geiger vs. Lock Haven (1972)
Season	23	Rich Lichtel (1967)
	15	Eric Miller (1998)
Career	48	Jay DeDea (1984-87)

Yards/Completion

Game	30.4	Dick Rohrer vs. Shipp. (1961)
Season	16.6	Dan Latorre (2006)
Career	14.9	Rich Lichtel (1965-67)

Yards/Game

Season	307.8	Rich Lichtel (1967)
Career	241.1	Eric Miller (1997-2000)

RUSHING

Carries

Game	59	Jerry Marks vs. Mansfield (1991) *
Season	303	Irv Sigler (1996)
Career	908	Jamar Brittingham (2004-07)

Net Yards Gained

Game	300	Jerry Marks vs. Mansfield (1991)
Season	2,260	Jamar Brittingham (2005)
Career	5,689	Jamar Brittingham (2004-07)*

Highest Average/Carry

Game	23.3	Bill Firestine vs. Mansfield (1968)
Season	7.2	Jamar Brittingham (2005)
Career	6.4	Jamar Brittingham (2004-07)

Rushing Touchdowns

Game	5	Irv Sigler vs. Cheyney (1997)
	5	Irv Sigler vs. E. Stroud. (1996)
	5	Mike Johnson vs. Cheyney (1995)
	5	Jamar Brittingham vs. CW Post (2007)
Season	32	Jamar Brittingham (2005)*
Career	83	Jamar Brittingham (2004-07)

RECEIVING

Receptions

Game	17	Tom Pajic vs. Lock Haven (1992)
Season	87	Ron Lelko (1996)
Career	229	Mike Lelko (1997-2000)

Yards Gained

Game	290	Bob Tucker vs. Susquehanna (1967) \$ *
Season	1,455	Ron Lelko (1996) *
Career	3,151	Mike Lelko (1997-2000)

Receiving Touchdowns

Game	4	Ron Lelko vs. Shipp. (1996)
	4	Stan Kucharski vs. Shipp. (1967)
	4	Bob Tucker vs. Millersville (1967)
	4	Rocco Forgione vs. Millersville (2002)
Season	16	Matt Wilson (1999)
Career	34	Mike Lelko (1997-2000)

TOTAL OFFENSE

Plays

Game	80	Jeff King vs. Lock Haven (1992)
Season	479	Jay DeDea (1987)
Career	1,354	Jay DeDea (1984-87)

Yards Gained

Game	484	Jeff King vs. Lock Haven (1992)
Season	2,515	Rich Lichtel (1967)
Career	6,594	Glen McNamee (1993-96)

The Record Book—Individual



All-Purpose Yards

Game	347	Jim Browning vs. King's (PA) (1954)
Season	2,563	Jamar Brittingham (2005)
Career	6,867	Jamar Brittingham (2004-07)

SCORING

Touchdowns

Game	5	Jamar Brittingham vs. C.W. Post (2007)
	5	Irv Sigler vs. Cheyney (1997)
	5	Irv Sigler vs. E. Stroud. (1996)
	5	Mike Johnson vs. Cheyney (1995)
Season	34	Jamar Brittingham* (2005)
Career	85	Jamar Brittingham (2004-07)

Most Extra Points Made

Game	9	Garrett Bloom vs. Cheyney (2004)
	9	Garrett Bloom vs. Lock Haven (2005)
Season	54	Garrett Bloom (2005), Jon Koenig (2008)
Career	143	Jon Koenig (2006-present)

Most Two-Point Conversions Made

Game	2	Eric Miller and Mike Lelko (2000)
Season	4	Kevin Grande (1985)

Most Field Goals Made

Game	3	Mark Weiss (Twice)
	3	Chris Mingrone vs. Ship.(1986)
	3	Tom Boop vs. Lock Haven (1998)
	3	Garrett Bloom vs. Lock Haven (2003)
	3	Garrett Bloom vs. E. Stroudsburg (2005)
Season	10	Chris Mingrone (1986)
Career	29	Bill Beall (1992-95)
		Mark Weiss (1988-91)

Most Field Goals Attempted

Game	6	Mark Weiss vs. Mansfield (1988)
Season	20	Chris Mingrone (1986)
Career	41	Bill Beall (1992-95)

Most Points

Game	34	Jamar Brittingham vs. C.W. Post (2007)
Season	204	Jamar Brittingham (2005)*
Career	658	Jamar Brittingham (2004-07)*

Most Points Per Game

Season	17	Jamar Brittingham (2005)
Career	11.6	Jamar Brittingham (2004-07)

RETURNS

Most Punt Returns

Game	7	Toyae Berry vs. Shippensburg (2000)
	5	Bob James vs. Millersville (1990)
	5	Mike Kolojejchick (Twice)
Season	31	Toyae Berry (2000)
Career	83	Sean Smith (1993-96)

Most Punt Return Yardage

Game	137	Sean Smith vs. Mansfield (1996)
Season	336	Ryan Schuck (2005)
Career	641	Ryan Schuck (2005-06)

Highest Punt Return Average

Game	80	Jim Browning vs. California (PA) (1954)
Season	12.9	Sean Smith (1995)
Career	20.9	David Toth (1971-72)

Most Points Scored in One Quarter

Game	36	(1st Q.) vs. Lock Haven 1996
------	----	------------------------------

Most Punt Return Touchdowns

Game	2	Sean Smith vs. Mansfield (1996)
Season	5	Sean Smith (1996)
Career	6	Sean Smith (1993-96)

Most Kickoff Returns

Game	7	Sean Smith, Twice (1996)
Season	29	Sean Smith (1996)
Career	99	Sean Smith (1993-96)

Highest Kickoff Return Average

Game	36.5	Tony Woods vs. N. Alabama (1985) #
Season	35.2	Bill Firestine (1968)
Career	26.6	Steve Meszaros (1980-81)

Most Kickoff Return Touchdowns

Game	1	Several times
Season	2	Bill Firestine (1968)
Career	2	Bill Firestine (1968-70)
	2	Charles Bender (1972-75)
	2	Steve Meszaros (1980-81)
	2	Sean Smith (1993-96)
	2	Bryant Stone (2000-2002)

DEFENSE

Most Tackles

Game	23	Frank Sheptock vs. N. Alabama (1985) #
Season	159	Frank Sheptock (1985)
Career	537	Frank Sheptock (1982-85)

Most Interceptions

Game	4	Randy Bullock vs. Indiana (PA) (1985)
Season	10	Tony Woods (1985)
	10	Linc Welles (1974)
Career	26	Tony Woods (1982-85) *

Fumble Recoveries

Career	12	Frank Sheptock (1982-85)
--------	----	--------------------------

MISCELLANEOUS RECORDS

Longest Pass: 94, Jay DeDea vs. Indiana (PA) (1985)

Longest TD Pass: 94, Jay DeDea vs. Indiana (PA) (1985)

Longest Run: 87, Jamar Brittingham vs. Kutztown (2007)

Longest TD Run: 87, Jamar Brittingham vs. Kutztown (2007)

Longest Catch: 94, Joe Dowd vs. Indiana (PA) (1985)

Longest TD Catch: 94, Joe Dowd vs. Indiana (PA) (1985)

Longest Punt: 83, Stan Covington vs. Del. St. (1957)

Longest Punt Return: 80, Jim Browning (1954)

Longest TD Punt Return: 76, Jim Browning (1954)

Longest KO Return for TD: 101, Steve Meszaros (1981)

100, Bryant Stone vs. Slip. Rock, (11-11-00)

Longest Field Goal: 51, Pete McKenna vs. ESU (1979)

Longest F. G. Att.: 55, Rick Farris vs. Shipp. (1981)

Longest TD Int. Ret.: 104, Bob Groover vs. Mansfield (1953)

91, Jesse Cooper vs. Millersville (2008)

Longest Fum. Ret. for TD: 96, Matt Keys vs. W. Chester (9-29-01)

CAREER RECORDS INCLUDE

REGULAR-SEASON GAMES ONLY

* PSAC Record # NCAA Playoff Game

\$ Tucker's records are NCAA Division II records for yards gained by a tight end

Bold Italic indicates current team member

All-Time Leaders



Most Yards Rushing—CAREER

Name	Yards	Years
1. Jamar Brittingham	5,689	2004-07
2. Irv Sigler	5,034	1994-97
3. Mike Morrucci	3,586	1976-79
4. Marques Glaze	3,329	1998-2001
5. Mike Ceroli	3,170	2000-04
6. Mike Johnson	3,120	1992-95
7. Arrastene Henry	2,665	1998-2001
8. Tom Martin	2,476	1985-87
9. Josh Heck	2,115	2003-07
10. Jerry Marks	1,694	1988-91

Most Yards Rushing—SEASON

Name	Yards	Year
1. Jamar Brittingham	2,260	2005
2. Irv Sigler	2,038	1997
3. Irv Sigler	1,693	1996
4. Jamar Brittingham	1,435	2007
5. Marques Glaze	1,354	2000
6. Marques Glaze	1,327	2001
7. Derrick Price	1,279	2008
8. Mike Ceroli	1,269	2004
9. Mike Morrucci	1,221	1979
10. Mike Johnson	1,060	1995
11. Mike Ceroli	1,034	2003
12. Jamar Brittingham	1,003	2006

Most Yards Rushing—GAME

Name	Yards	Date, Opponent
1. Jerry Marks	300	1991, Mansfield
2. Irv Sigler	278	1997, Lock Haven
3. Irv Sigler	268	1997, Millersville
4. Tom Martin	259	1985, Kutztown
5. Irv Sigler	257	1997, Cheyney
5. Jamar Brittingham	257	2007, Millersville
7. Irv Sigler	254	1996, American Int'l
8. Jamar Brittingham	250	2005, Slippery Rock
9. Irv Sigler	249	1997, Mansfield
10. Jamar Brittingham	246	2005, Indiana (PA)

Most Yards Passing—CAREER

Name	Yards	TDs	Years
1. Eric Miller	7,474	70	1997-2000
2. Glen McNamee	6,950	57	1993-96
3. Dan Latorre	5,658	49	2006-present
4. Jack Lydic	5,186	31	2002-05
5. Rich Lichtel	4,953	43	1965-67
6. Alan Eck	4,815	33	1989-91
7. Jay Dedea	4,705	37	1983-86
8. Mike Glovas	2,943	13	1983-85
9. Chris Thompson	2,504	26	1998-2001
10. Andrew Herrmann	2,041	12	1999-2002

Most Yards Passing—SEASON

Name	Yards	Year
1. Rich Lichtel	2,771	1967
2. Eric Miller	2,571	1999
3. Dan Latorre	2,398	2006
4. Jay Dedea	2,321	1987
5. Glen McNamee	2,291	1997
6. Jay DeDea	2,225	1986
7. Alan Eck	2,166	1990
8. Jack Lydic	2,135	2005
9. Eric Miller	2,060	2000
10. Alan Eck	1,996	1989

Most Yards Passing—GAME

Name	Yards	Date-Opponent
1. Jeff King	506	1992, Lock Haven
2. Eric Miller	415	1999, New Haven
3. Eric Miller	385	2000, UC Davis +
4. Jay DeDea	373	1984, West Chester
5. Rich Lichtel	360	1967, Mansfield
6. Jay DeDea	358	1987, New Haven
7. Jay DeDea	354	1986, Lock Haven
8. Jack Lydic	345	2003, E.Stroudsburg
9. Glen McNamee	341	1996, Shippensburg
10. Chris Thompson	331	1999, Millersville

Most Receptions—CAREER

Name	Reccs.	Years
1. Mike Lelko	229	1997-2000
2. Buck Eardley	185	1992-95
3. Ron Lelko	172	1994-97
4. Bob Tucker	131	1965-67
5. Jeff Zoranski	128	1991-94
6. Kevin Grande	123	1983-86
7. Paul Loneragan	117	1987-89
8. Stef Kern	109	1988-90
9. Brahlin Bilal	108	2004-07
10. Mike Blake	107	1979-82
10. Tierell Johnson	107	1999-2002

Most Receptions—SEASON

Name	Reccs.	Year
1. Ron Lelko	87	1996
2. Mike Lelko	76	1998
3. Mike Lelko	75	1999
4. Matt Wilson	64	1999
5. Stef Kern	62	1990
6. Mike Lelko	61	2000
7. Buck Eardley	58	1995
8. Ron Lelko	57	1997
8. Buck Eardley	57	1994
10. Brahlin Bilal	54	2006
10. Rocco Forgione	54	2002

Most Yards Receiving—CAREER

Name	Yards	Years
1. Mike Lelko	3,151	1997-2000
2. Buck Eardley	3,134	1992-95
3. Ron Lelko	2,936	1994-97
4. Brahlin Bilal	2,248	2004-07
5. Bob Tucker	2,126	1965-67
6. Tierell Johnson	1,952	1999-2000
7. Matt Wilson	1,858	1998-99
8. Stef Kern	1,762	1988-90
9. Rocco Forgione	1,642	1999-2002
10. Jeff Zoranski	1,589	1991-94

Most Yards Receiving—SEASON

Name	Yards	Year
1. Ron Lelko	1,455	1996
2. Matt Wilson	1,345	1999
3. Brahlin Bilal	1,183	2006
4. Rocco Forgione	1,075	2002
5. Buck Eardley	1,006	1995
6. Mike Lelko	980	1999
7. Mike Lelko	952	2000
8. Buck Eardley	911	1993
9. Mike Lelko	902	1998
10. Brahlin Bilal	883	2007

+ NCAA Playoff Game

Career numbers prior to 2002 DO NOT include any post-season stats as per NCAA stat keeping policies.
Career stats after 2002 can include post-season game as per a change by the NCAA.

All-Time Series From 1892



Opponent	W	L	T	Pct.
Adelphi University	0	1	0	0.000
American International	3	1	0	0.750
Ashland (OH)	1	0	0	1.000
Askam Athletic Club	1	0	0	0.250
Bellefonte Academy	1	3	0	0.250
Berwick	2	1	0	0.667
Berwick Rangers	1	0	0	1.000
Berwick YMCA	5	0	0	1.000
Brockport State (NY)	1	1	0	0.500
Bucknell Academy	2	2	2	0.500
Bucknell University	0	7	0	0.000
Bucknell University Reserves	6	4	0	0.600
Buffalo State	1	0	0	1.000
UC Davis	1	0	0	1.000
California (PA)	11	8	2	0.524
Carlisle Indian School	0	3	0	0.000
Carlisle Indian School Reserves	5	1	0	0.833
Carson-Newman (TN)	0	1	0	0.000
Catawissa	1	0	0	1.000
Central Connecticut State	2	0	0	1.000
Central Pennsylvania College (1)	1	0	0	1.000
Centralia Athletic Club	1	1	0	0.500
Cheyney	39	9	1	0.796
Clarion	4	4	1	0.444
Conway Hall (Carlisle)	0	1	0	0.000
Cortland State (NY)	3	4	1	0.438
C.W. Post	2	0	0	1.000
Delaware State	1	1	0	0.500
Delaware Valley College	1	0	0	1.000
Delta State (MS)	0	1	0	0.000
Dickinson College	0	1	0	0.000
Dickinson Seminary (2)	13	7	1	0.643
Drexel University	1	1	0	0.500
East Stroudsburg	35	43	2	0.437
Edinboro	2	6	0	0.250
Edwardsville High School	0	1	0	0.000
Fairmont State (WV)	1	0	0	1.000
Franklin & Marshall College	2	0	0	1.000
Freeland Mining & Mechanical Insti.	2	0	0	1.000
Friendship Football Club, Bloomsburg	1	0	0	1.000
Gannon University	1	0	0	1.000
Gettysburg College	0	2	0	0.000
Gettysburg College Reserves	1	0	0	1.000
Grand Valley State	0	1	0	0.000
Hampton University (VA)	1	0	0	1.000
Harrisburg Tech High School	0	1	0	0.000
Harry Hillman Academy	2	0	0	1.000
Hazleton Athletic Club	1	1	0	0.500
Hazleton High School	1	0	0	1.000
Indiana (PA)	8	18	0	0.307
Ithaca College	0	4	0	0.000
James Madison	0	2	0	0.000
Keystone Academy (3)	3	3	0	0.500
King's College (PA)	10	0	1	0.955
Kutztown	41	20	1	0.661
Lafayette College	0	6	0	0.000
Lebanon Valley College	1	0	0	1.000
Lock Haven	43	38	3	0.530
Lycoming College (2)	3	1	0	0.750
Mansfield	55	22	4	0.704
Mercyhurst	1	0	0	1.000
Millersville	36	30	5	0.507
Montgomery Athletic Club	1	0	0	1.000
Montgomery High School	2	0	0	1.000
Mt. Carmel Academy	1	0	0	1.000
Mt. Carmel Athletic Association	1	1	0	0.500

Opponent	W	L	T	Pct.
Mt. Carmel High School	0	1	2	0.333
Mt. Carmel YMCA	1	0	0	1.000
Muhlenberg College	0	2	0	0.000
Nanticoke	1	0	0	1.000
New Haven State (4)	2	2	0	0.500
New Haven, University of	3	5	0	0.375
Norfolk State	2	1	0	0.667
North Alabama	0	1	0	0.000
Northumberland	1	0	0	1.000
Northumberland Athletic Assoc,	2	1	0	0.667
Northumberland High School (5)	1	0	0	1.000
Northwest Missouri State	0	1	0	0.000
Northwood (MI)	1	0	0	1.000
Orangeville	1	0	0	1.000
Oswego State (NY)	0	1	1	0.250
Panzer College	1	1	0	0.500
Penn State College (6)	0	1	0	0.000
Penn State College Freshmen	0	2	0	0.000
Penn State College Reserves	0	1	0	0.000
Philadelphia Central High School	1	0	0	1.000
Hazleton Pioneer Football Club	1	0	0	1.000
Pittston	1	0	0	1.000
Pittston Athletic Club	3	0	0	1.000
Plymouth Athletic Club	0	1	0	0.000
Pottsville High School	1	0	0	1.000
Rider College	2	0	0	1.000
Saginaw Valley (MI)	1	0	0	1.000
St. Gabriel High School	1	0	0	1.000
St. Thomas College (7)	3	2	0	0.600
School of the Lackawanna	1	0	0	1.000
Scranton Commercial School	1	0	0	1.000
Scranton High School	2	0	0	1.000
Scranton, University of (7)	2	4	0	0.333
Shenandoah High School	1	0	0	1.000
Shepherd (WV)	1	0	0	1.000
Shickshinny	1	0	0	1.000
Shippensburg	31	41	0	0.430
Slippery Rock	9	3	0	0.750
Sunbury	1	0	0	1.000
Sunbury High School	1	1	0	0.500
Sunbury Tau Phi Sigma	0	1	0	0.000
Susquehanna University	11	6	1	0.639
Susquehanna University Reserves	2	0	0	1.000
Trenton State (NJ)	2	0	0	1.000
Treverton Athletic Association	1	0	0	1.000
Univ. of Pennsylvania	0	1	0	0.000
Univ. of Pennsylvania Reserves	1	0	0	1.000
Ursinus College	0	1	0	0.000
Wayne State	2	0	0	1.000
West Chester	21	45	0	0.318
West Hazleton	1	0	0	1.000
Westminster College	0	2	0	0.000
Wilkes University	10	3	0	0.769
Wilkes-Barre Academy	0	1	0	0.000
Wilkes-Barre High School	3	2	1	0.583
Wilkes-Barre YMCA	1	0	0	1.000
Williamsport High School	3	1	0	0.750
Wyoming Seminary	6	23	3	0.234

2009 Opponents in Bold

(1)-now Albright College (2)-Known as Lycoming College or Dickinson Seminary; (3) now Keystone College; (4) now Southern Connecticut State; (5) now Shikellamy High School; (6) now Penn State University; (7)-Also known as Univ. of Scranton/St. Thomas College

All-Time Coaching Records



Head Coach (seasons)	Year(s)	Overall Record	Pct.
W.H. Detwiler (2)	1892-1893	4-5-1	.450
A.K. Aldinger (10)	1894-1898, 1901-1905	50-25-3	.660
B.F. Bryant (2)	1907-1908	5-11	.313
George Harry (1)	1909	4-4	.500
Charles Albert (1)	1910	7-1	.875
John W. Weimer (7)	1911-1917	32-22-6	.583
Thomas W. Pownall (1)	1919	2-5	.286
Raymond Deidrick (1)	1920	3-6	.333
George Mead (4)	1921-1924	14-18-1	.439
Alfred K. Jackson (1)	1925	3-5	.375
Thornley Booth (6)	1926-1931	22-19-4	.533
George Buchheit (7)	1932-1935, 1940-41, 1945	15-26-4	.378
Austin Tate (4)	1936-1939	5-25-1	.177
Frank Kostos (1)	1944	1-4	.200
John Hoch (1)	1946	4-3-1	.563
Robert B. Redman (5)	1947-1951	38-4	.905
Jack Yohe (5)	1952-1956	25-12-2	.667
Walter Blair (7)	1957-1963	26-26-3	.500
Russ Houk (4)	1964-1967	16-16-1	.500
Jerry Densdorff (3)	1968-1970	10-13-1	.438
William Sproule (5)	1971-1975	15-30-1	.337
Ron Puhl (4)	1976-1979	14-24	.368
Clark Boler (2)	1980-1981	1-18	.053
George Landis (4)	1982-1985	24-18-1	.570
Pete Adrian (7)	1986-1992	36-37-1	.493
Danny Hale (15)	1993-Present	136-46-1	.745
TOTALS (107)	1892-2008	512-423-32	.546

YEAR-BY-YEAR RECORD

1892 — 2-1-1	1922 — 5-4	1952 — 5-2-1	1982 — 1-7-1
1893 — 2-4	1923 — 5-3	1953 — 6-2	1983 — 5-5
1894 — 5-3	1924 — 3-5	1954 — 6-2	1984 — 6-5
1895 — 4-3	1925 — 3-5	1955 — 5-2-1	1985 — 12-1 #, +
1896 — 4-2-1	1926 — 4-3	1956 — 3-4	1986 — 7-2-1
1897 — 3-4	1927 — 3-5	1957 — 2-5	1987 — 8-3
1898 — 2-2	1928 — 4-4	1958 — 5-2-1	1988 — 7-4
1899 — No Team	1929 — 5-3	1959 — 3-4-1	1989 — 4-7
1900 — No Team	1930 — 4-2-1	1960 — 6-2	1990 — 4-7
1901 — 7-2-1	1931 — 2-2-3	1961 — 4-4	1991 — 5-5
1902 — 7-3	1932 — 1-3-2	1962 — 3-4-1	1992 — 1-9
1903 — 6-1-1	1933 — 2-5	1963 — 3-5	1993 — 5-6
1904 — 8-1	1934 — 4-3-1	1964 — 2-5-1	1994 — 8-3 #
1905 — 4-4	1935 — 4-3-1	1965 — 4-4	1995 — 9-1-1 #
1906 — No Team	1936 — 1-7	1966 — 4-4	1996 — 10-2 #, +
1907 — 2-6	1937 — 3-4	1967 — 6-3	1997 — 8-2 #
1908 — 3-5	1938 — 1-6-1	1968 — 3-4-1	1998 — 5-6
1909 — 4-4	1939 — 0-8	1969 — 2-6	1999 — 7-4
1910 — 7-1	1940 — 1-6	1970 — 5-3	2000 — 12-3 #, +
1911 — 4-4-2	1941 — 1-4	1971 — 4-5	2001 — 9-2 #, +
1912 — 5-3-1	1942 — W/W II	1972 — 5-5	2002 — 8-2 #
1913 — 5-3	1943 — W/W II	1973 — 4-5	2003 — 7-4 #
1914 — 5-4	1944 — 1-4	1974 — 1-7-1	2004 — 7-3
1915 — 5-2-1	1945 — 2-2	1975 — 1-8	2005 — 11-1 #, +
1916 — 4-4-1	1946 — 4-3-1	1976 — 2-7	2006 — 12-2 #, +
1917 — 4-2-1	1947 — 6-2	1977 — 4-5	2007 — 7-3
1918 — W/W I	1948 — 9-0	1978 — 6-4	2008 — 11-2 +
1919 — 2-5	1949 — 8-1	1979 — 2-8	+ -- NCAA Playoffs
1920 — 3-6	1950 — 7-1	1980 — 1-8	# -- PSAC East Champs
1921 — 1-6-1	1951 — 8-0	1981 — 0-10	

All-Time Scores Since 1935



1935

BSC	19	Clarion	0
	6	Millersville	0
	0	Lock Haven	0
	0	Mansfield	3
	6	Indiana (PA)	0
	0	Shippensburg	26
	12	E. Stroudsburg	0
	6	Slippery Rock	21

Overall Record: 4-3-1

Head Coach: George Buchheit

1936

BSC	7	Susquehanna	21
	0	Millersville	9
	8	Lock Haven	14
	0	Mansfield	19
	7	Indiana (PA)	26
	0	Shippensburg	12
	0	Slippery Rock	10
	7	E. Stroudsburg	0

Overall Record: 1-7

Head Coach: Austin Tate

1937

BSC	20	Millersville	0
	6	Indiana (PA)	25
	0	Mansfield	12
	6	Lock Haven	14
	0	Shippensburg	28
	6	Susquehanna	0
	12	E. Stroudsburg	0

Overall Record: 3-4

Head Coach: Austin Tate

1938

BSC	7	Millersville	19
	0	Indiana (PA)	32
	0	Mansfield	25
	18	Lock Haven	21
	0	Shippensburg	12
	0	Kutztown	7
	7	E. Stroudsburg	25
	6	Panzer	13

Overall Record: 0-8

Head Coach: Austin Tate

1939

BSC	7	Millersville	19
	0	Indiana (PA)	32
	0	Mansfield	25
	18	Lock Haven	21
	0	Shippensburg	12
	0	Kutztown	7
	7	E. Stroudsburg	25
	6	Panzer	13

Overall Record: 0-8

Head Coach: Austin Tate

1940

BSC	0	Millersville	12
	0	Indiana (Pa)	33
	0	Mansfield	40
	6	Lock Haven	19
	24	Shippensburg	14
	0	Kutztown	20
	0	E. Stroudsburg	12

Overall Record: 1-6

Head Coach: George Bucheit

1941

BSC	0	Mansfield	26
	0	Lock Haven	27
	0	Shippensburg	42
	14	Kutztown	0
	0	E. Stroudsburg	3

Overall Record: 1-4

Head Coach: George Bucheit

1942-1943: World War II, No Team

1944

BSC	20	Drexel	6
	13	Ursinus	6
	0	Scranton	39
	0	Drexel	30
	0	Scranton	32

Overall Record: 2-3

Head Coach: Kostos

1945

BSC	6	Lock Haven	7
	13	East Stroudsburg	0
	19	East Stroudsburg	7
	7	Lock Haven	8

Overall Record: 2-2

Head Coach: George Bucheit

1946

BSC	0	Mansfield	0
	12	Lock Haven	20
	0	Clarion	6
	0	Millersville	13
	12	Shippensburg	6
	19	Kutztown	0
	7	East Stroudsburg	6
	41	Rider	6

Overall Record: 4-3-1

Head Coach: John Hoch

1947

BSC	6	Mansfield	7
	19	Lock Haven	14
	11	Clarion	7
	37	Millersville	0
	12	Shippensburg	19
	24	Kutztown	7
	13	East Stroudsburg	12
	34	Rider	0

Overall Record: 6-2

Head Coach: Robert B. Redman

1948

BSC	25	Wilkes	0
	7	Mansfield	0
	6	Lock Haven	0
	26	King's College	0
	20	Millersville	12
	13	Shippensburg	7
	27	Kutztown	0
	47	Lycoming	0
	14	East Stroudsburg	0

Overall Record: 9-0

Head Coach: Robert B. Redman

1949

BSC	7	Wilkes	20
	26	Mansfield	0
	26	Lock Haven	14
	21	King's College	0
	32	Millersville	7
	14	Shippensburg	13
	27	Kutztown	14
	48	Lycoming	0
	28	East Stroudsburg	22

Overall Record: 8-1

Head Coach: Robert B. Redman

1950

BSC	39	Mansfield	6
	20	at Lock Haven	0
	40	at Millersville	2
	26	at Shippensburg	6
	35	Kutztown	0
	27	Wilkes	7
	6	at West Chester	31
	12	at Indiana (PA)	0

Overall Record: 7-1

(STC Champions)

Head Coach: Robert Redman

1951

BSC	20	Mansfield	7
	35	Lock Haven	6
	40	Millersville	14
	40	Shippensburg	14
	28	at Kutztown	0
	27	at Wilkes	7
	16	West Chester	7
	20	Indiana	0

Overall Record: 8-0

Head Coach: Robert Redman

1952

BSC	32	Wilkes	12
	25	Mansfield	6
	13	at Trenton	6
	7	at Scranton	33
	0	at California	0
	22	New Haven	12
	6	at West Chester	26
	14	at Lock Haven	0

Overall Record: 5-2-1

Head Coach: Jack Yohe

All-Time Scores Since 1935



1953

BSC	27	at Wilkes	6
	26	at Mansfield	7
	48	Trenton	0
	7	Scranton	25
	20	California	13
	14	at New Haven	12
	7	West Chester	20
	46	Lock Haven	13

Overall Record: 6-2
(2nd in conference)
Head Coach: Jack Yohe

1954

BSC	28	Mansfield	0
	26	Cortland (NY)	13
	44	Wilkes	0
	49	at King's	0
	14	New Haven	26
	21	at California	13
	0	at West Chester	41
	40	at Lock Haven	13

Overall Record: 6-2
Head Coach: Jack Yohe

1955

BSC	27	at Mansfield	6
	6	at Cortland	13
	12	at Wilkes	0
	20	King's	19
	21	at New Haven	25
	7	California	6
	17	West Chester	7
	0	Lock Haven	0

Overall Record: 5-2-1
(STC Champions)
Head Coach: Jack Yohe

1956

BSC	13	Delaware State	0
	3	Cortland	6
	38	Mansfield	6
	3	at Shippensburg	20
	25	at King's	7
	6	at California	31
	7	at West Chester	27

Overall Record: 3-4
Head Coach: Jack Yohe

1957

BSC	6	at Lock Haven	13
	0	at Delaware State	13
	12	at Cortland	42
	33	at Mansfield	6
	19	Shippensburg	20
	26	California	12
	7	West Chester	13

Overall Record: 2-5
Head Coach: Walter Blair

1958

BSC	20	Shippensburg	19
	16	at King's	12
	32	Mansfield	6
	16	Cortland	0
	12	Millersville	0
	12	at E. Stroudsburg	12
	0	at West Chester	56
	6	Lock Haven	12

Overall Record: 5-2-1
Head Coach: Walter Blair

1959

BSC	7	at Shippensburg	13
	6	King's	0
	12	at Mansfield	6
	6	at Cortland	6
	14	at Millersville	20
	0	East Stroudsburg	7
	13	West Chester	10
	6	at Lock Haven	14

Overall Record: 3-4-1
Head Coach: Walter Blair

1960

BSC	13	at Shippensburg	6
	14	at King's	7
	20	Cortland	14
	13	Lock Haven	7
	27	Mansfield	21
	20	at E. Stroudsburg	21
	39	Cheyney	0
	13	at West Chester	42

Overall Record: 6-2
Head Coach: Walter Blair

1961

BSC	34	Shippensburg	7
	31	King's	12
	8	at Cortland	16
	7	at Lock Haven	18
	21	at Mansfield	7
	0	East Stroudsburg	36
	28	at Cheyney	0
	7	West Chester	26

Overall Record: 4-4
Head Coach: Walter Blair

1962

BSC	14	Lock Haven	34
	34	Mansfield	26
	6	at King's	6
	0	at West Chester	28
	33	Millersville	14
	32	at Cheyney	6
	6	Kutztown	12
	12	at E. Stroudsburg	19

Overall Record: 3-4-1
Head Coach: Walter Blair

1963

BSC	14	at Lock Haven	21
	21	at Mansfield	30
	13	King's	6
	0	West Chester	28
	0	at Millersville	6
	7	Cheyney	0
	13	at Kutztown	25
	14	East Stroudsburg	7

Overall Record: 3-5
Head Coach: Walter Blair

1964

BSC	7	Lock Haven	13
	7	Mansfield	19
	10	at Brockport	26
	0	at West Chester	54
	20	Millersville	6
	7	at Cheyney	7
	20	Kutztown	13
	0	at E. Stroudsburg	34

Overall Record: 2-5-1
Head Coach: Russell Houk

1965

BSC	13	at Lock Haven	25
	6	at Mansfield	7
	15	Brockport	6
	21	West Chester	40
	32	at Millersville	27
	14	Cheyney	6
	47	at Kutztown	0
	0	East Stroudsburg	34

Overall Record: 4-4
Head Coach: Russell Houk

1966

BSC	25	Shippensburg	39
	21	Lock Haven	6
	13	Mansfield	7
	21	at West Chester	41
	20	Millersville	19
	0	at Cheyney	14
	31	Kutztown	7
	6	at E. Stroudsburg	18

Overall Record: 4-4
Head Coach: Russell Houk

1967

BSC	31	at Shippensburg	20
	34	at Lock Haven	20
	42	at Mansfield	37
	34	at Susquehanna	19
	28	West Chester	50
	28	at Millersville	19
	35	Cheyney	12
	19	at Kutztown	26
	6	East Stroudsburg	58

Overall Record: 6-3
Head Coach: Russell Houk

All-Time Scores Since 1935



1968

BSC	13	Lock Haven	27
	24	Mansfield	6
	13	Susquehanna	13
	7	at West Chester	41
	13	Millersville	21
	34	at Cheyney	12
	24	Kutztown	12
	14	at E.Stroudsburg	70

Overall Record: 3-4-1

Head Coach: Jerry Denstorff

1969

BSC	25	at Lock Haven	28
	21	at Mansfield	34
	14	Adelphi	16
	13	West Chester	38
	14	at Millersville	7
	28	Cheyney	7
	6	at Kutztown	17
	23	East Stroudsburg	38

Overall Record: 2-6

Head Coach: Jerry Densdorff

1970

BSC	25	Lock Haven	7
	16	Mansfield	3
	35	at Delaware Valley	27
	0	at West Chester	42
	23	Millersville	17
	27	at Cheyney	7
	7	Kutztown	24
	22	at E. Stroudsburg	47

Overall Record: 5-3

Head Coach: Jerry Densdorff

1971

BSC	28	Scranton	6
	8	at Lock Haven	54
	21	at Mansfield	20
	35	California (Pa.)	26
	7	West Chester	56
	7	at Millersville	48
	21	Cheyney	14
	0	at Kutztown	43
	7	East Stroudsburg	26

Overall Record: 4-5

Head Coach: Bill Sproule

1972

BSC	14	at Shippensburg	28
	62	at Scranton	0
	22	Lock Haven	24
	21	Mansfield	6
	14	at California (Pa.)	42
	14	at West Chester	61
	15	Millersville	16
	8	at Cheyney	7
	17	Kutztown	6
	20	at E. Stroudsburg	6

Overall Record: 5-5

Head Coach: Bill Sproule

1973

BSC	19	Shippensburg	9
	14	at Lock Haven	13
	28	at Mansfield	7
	0	Westminster	32
	16	West Chester	49
	14	at Millersville	55
	14	Cheyney	21
	14	at Kutztown	7
	3	East Stroudsburg	21

Overall Record: 4-5

Head Coach: Bill Sproule

1974

BSC	3	at Shippensburg	28
	7	Lock Haven	0
	10	Mansfield	10
	7	at Westminster	23
	3	at West Chester	34
	14	Millersville	16
	0	at Cheyney	29
	6	Kutztown	28
	9	at E.Stroudsburg	30

Overall Record: 1-7-1

Head Coach: Bill Sproule

1975

BSC	0	Shippensburg	41
	9	at Lock Haven	8
	19	Wilkes	41
	7	West Chester	28
	0	at Millersville	55
	14	Cheyney	35
	0	at Kutztown	38
	0	East Stroudsburg	28
	7	at Mansfield	19

Overall Record: 1-8

Head Coach: Bill Sproule

1976

BSC	12	at Shippensburg	21
	10	Lock Haven	12
	28	Mansfield	7
	21	at Wilkes	31
	0	at West Chester	17
	14	Millersville	20
	27	at Cheyney	15
	20	Kutztown	21
	6	at E. Stroudsburg	21

Overall Record: 2-7

Head Coach: Ron Puhl

1977

BSC	6	Shippensburg	3
	14	at Lock Haven	21
	24	at Mansfield	0
	31	Wilkes	6
	7	West Chester	20
	21	at Millersville	28
	27	Cheyney	7
	7	at Kutztown	14
	20	East Stroudsburg	24

Overall Record: 4-5

Head Coach Ron Puhl

1978

BSC	7	Ithaca	25
	7	at Shippensburg	35
	31	Lock Haven	15
	7	Mansfield	6
	38	at Wilkes	7
	16	at West Chester	3
	10	Millersville	7
	7	at Cheyney	35
	14	Kutztown	7
	3	at E.Stroudsburg	23

Overall Record: 6-4

Head Coach: Ron Puhl

1979

BSC	6	at Ithaca	13
	13	Shippensburg	16
	21	at Lock Haven	31
	24	at Mansfield	7
	27	Wilkes	3
	7	West Chester	15
	7	at Millersville	27
	3	Cheyney	9
	7	at Kutztown	12
	3	East Stroudsburg	31

Overall Record: 2-8

Head Coach: Ron Puhl

1980

BSC	3	Ithaca	58
	13	at Shippensburg	42
	6	Lock Haven	16
	13	Mansfield	14
	17	at West Chester	41
	15	Millersville	42
	5	at Cheyney	3
	7	Kutztown	28
	15	at E. Stroudsburg	70

Overall Record: 1-8

Head Coach: Clark Boler

1981

BSC	0	at Ithaca	35
	17	Shippensburg	38
	19	at Lock Haven	42
	26	Mansfield	36
	8	West Chester	56
	0	at Millersville	72
	16	Cheyney	34
	24	at Kutztown	48
	0	East Stroudsburg	49
	9	Edinboro	25

Overall Record: 0-10

Head Coach: Clark Boler

1982

BSC	7	at Edinboro	34
	10	at Shippensburg	35
	0	Lock Haven	14
	7	Mansfield	7
	0	at West Chester	46
	14	Millersville	24
	20	at Cheyney	24
	20	Kutztown	7
	7	at E. Stroudsburg	34

Overall Record: 1-7-1

Head Coach: George Landis

All-Time Scores Since 1935



1983

BU	7	at Slippery Rock	18
	9	Shippensburg	10
	10	at Lock Haven	28
	10	at Mansfield	6
	25	West Chester	24
	22	at Millersville	14
	17	Cheyney	13
	7	at Kutztown	14
	7	at E.Stroudsburg	13
	28	Lycoming	10

Overall Record: 5-5

Head Coach: George Landis

PC Place: Second

1984

BU	11	at Shippensburg	17
	23	Lock Haven	0
	23	East Stroudsburg	13
	14	at Cheyney	6
	28	Mansfield	9
	15	at Millersville	22
	14	California (PA)	24
	14	Kutztown	3
	34	at West Chester	31
	14	at Lycoming	24
	14	at California (PA)	*21

Overall Record: 6-5

Head Coach: George Landis

*** - PC "State Game"**

1985

BU	18	Shippensburg	3
	49	at Lock Haven	14
	21	at E.Stroudsburg	16
	24	Cheyney	0
	35	at Mansfield	13
	28	Millersville	17
	17	at California (Pa.)	10
	29	at Kutztown	23
	51	Buffalo State	7
	8	West Chester	6
	31	Indiana (Pa.) *	9
	38	HAMPTON(Va.) **	28
	0	at North Alabama **	34

Overall Record: 12-1

Head Coach: George Landis

*** PC "State Game"**

**** NCAA Division II Playoffs**

1986

BU	30	at Shippensburg	26
	38	Lock Haven	32
	7	at West Chester	44
	20	East Stroudsburg	3
	39	at Cheyney	14
	51	Mansfield	26
	3	at Millersville	36
	24	Slippery Rock	22
	7	Kutztown	7
	21	at Norfolk State	7

Overall Record: 7-2-1

Head Coach: Pete Adrian

1987

BU	17	at Norfolk State	26
	24	Shippensburg	10
	25	at Lock Haven	6
	14	West Chester	39
	16	at E.Stroudsburg	3
	14	Cheyney	0
	28	at Mansfield	17
	21	Millersville	33
	24	at Slippery Rock	23
	17	at Kutztown	3
	35	New Haven	18

Overall Record: 8-3

Head Coach: Pete Adrian

1988

BU	14	Norfolk State	6
	21	Shippensburg	7
	17	Lock Haven	6
	14	Kutztown	9
	9	West Chester	24
	18	East Stroudsburg	7
	3	Cheyney	0
	9	Mansfield	0
	17	Millersville	51
	7	Indiana (Pa.)	32
	2	New Haven	26

Overall Record: 7-4

Head Coach: Pete Adrian

1989

BU	3	at James Madison	48
	7	Shippensburg	25
	24	at Lock Haven	7
	20	at Kutztown	24
	20	West Chester	28
	17	at E.Stroudsburg	14
	28	Cheyney	31
	25	at Mansfield	35
	33	Millersville	22
	0	at Indiana (PA)	48
	21	New Haven	16

Overall Record: 4-7

Head Coach: Pete Adrian

1990

BU	7	at Youngstown St.	43
	9	at Shippensburg	20
	7	Lock Haven	14
	6	Edinboro	33
	23	Kutztown	21
	12	at Cnt. Connecticut	10
	21	East Stroudsburg	23
	21	at Cheyney	17
	16	Mansfield	14
	35	at Millersville	40
	7	at West Chester	17

Overall Record: 4-7

Head Coach: Pete Adrian

PC Record: 3-2

1991

BU	21	Shippensburg	24
	9	at Lock Haven	14
	21	at Edinboro	23
	19	at Kutztown	67
	37	Central Connecticut	7
	10	* East Stroudsburg	20
	44	Cheyney	14
	31	at Mansfield	24
	24	Millersville	17
	34	West Chester	12

Overall Record: 5-5

Head Coach: Pete Adrian

PC Record: 4-2

*** Played at Lackawanna Co. Stadium (Steamtown Classic)**

1992

BU	24	at Bucknell	41
	14	at Shippensburg	20
	33	Lock Haven	38
	17	*East Stroudsburg	42
	12	at Millersville	48
	20	Clarion	23
	10	Kutztown	17
	2	at West Chester	34
	30	at Cheyney	7
	24	Mansfield	30

Overall Record: 1-9

Head Coach: Pete Adrian

PC Record: 1-5

1993

BU	16	at Bucknell	21
	7	Shippensburg	30
	35	at Lock Haven	32
	6	American Int'l	24
	0	Millersville	26
	18	at Clarion	40
	47	at Kutztown	25
	38	West Chester	16
	6	at E.Stroudsburg	31
	24	Cheyney	6
	17	at Mansfield	7

Overall Record: 5-6

Head Coach: Danny Hale

PC Record: 4-2

1994

BU	6	New Haven	38
	7	at Shippensburg	10
	23	California (PA)	22
	49	at American Int'l	6
	20	Mansfield	7
	15	at Millersville	20
	27	Lock Haven	23
	29	Kutztown	17
	29	at West Chester	23
	35	East Stroudsburg	24
	44	at Cheyney	3

Overall Record: 8-3

Head Coach: Danny Hale

PC Record: 5-1

All-Time Scores Since 1935



1995

BU	20	at New Haven	27
	41	Shippensburg	34
	24	at California(PA)	20
	40	American Int'l	7
	56	at Mansfield	13
	28	Millersville	28
	53	at Lock Haven	20
	17	at Kutztown	8
	23	West Chester	18
	34	at E. Stroudsburg	27
	55	Cheyney	0

Overall Record: 9-1-1

Head Coach: Danny Hale

PSAC Record: 5-0-1

1996

BU	45	at Wayne State	14
	14	at Indiana (PA)	30
	64	Lock Haven	0
	28	at American Int'l	24
	58	at Cheyney	0
	74	Mansfield	13
	21	at Millersville	17
	42	Shippensburg	19
	34	Kutztown	10
	20	at West Chester	10
	58	East Stroudsburg	42
	29	at Clarion*	42

Overall Record: 10-2

Head Coach: Danny Hale

PSAC Record: 6-0

***NCAADivision II Playoffs**

1997

BU	22	Wayne State	0
	13	Indiana (PA)	18
	17	at Lock Haven	3
	68	Cheyney	6
	55	at Mansfield	0
	24	Millersville	8
	29	at Shippensburg	34
	17	at Kutztown	7
	24	West Chester	14
	42	at E. Stroudsburg	17

Overall Record: 8-2

Head Coach: Danny Hale

PC Record: 6-0

1998

BU	7	at New Haven	25
	21	at Shippensburg	28
	23	Lock Haven	7
	27	Indiana (PA)	37
	37	Kutztown	9
	0	at Millersville	30
	10	at West Chester	21
	54	Cheyney	12
	50	East Stroudsburg	39
	42	at Mansfield	14
	12	at Edinboro	19

Overall Record: 5-6

Head Coach: Danny Hale

PSAC Record: 4-2

1999

BU	37	New Haven	47
	36	Shippensburg	28
	44	at Lock Haven	24
	10	at Indiana (PA)	35
	42	at Kutztown	33
	21	Millersville	31
	17	West Chester	35
	48	at Cheyney	6
	27	at E. Stroudsburg	21
	53	Mansfield	21
	65	Edinboro	16

Overall Record: 7-4

Head Coach: Danny Hale

PSAC Record: 4-2

2000

BU	20	at Carson-Newman	28
	17	at Shippensburg	24
	52	Lock Haven	7
	48	Cheyney	6
	35	at West Chester	7
	38	Indiana (PA)	14
	28	East Stroudsburg	0
	41	at Mansfield	7
	21	Millersville	20
	35	at Kutztown	28
	34	at Slippery Rock	27
	46	Saginaw Valley *	32
	38	Northwood *	14
	58	at UC-Davis *	48
	34	Delta State*	63

Overall Record: 12-3

Head Coach: Danny Hale

PSAC Record: 6-0

*** NCAA Division II Playoffs**

2001

BU	29	Shippensburg	18
	34	at Lock Haven	24
	46	at Cheyney	0
	27	West Chester	14
	12	at Indiana (PA)	23
	34	at E. Stroudsburg	7
	41	Mansfield	6
	42	at Millersville	13
	10	Kutztown	7
	42	Slippery Rock	14
	14	at Grand Valley *	42

Overall Record: 9-2

Head Coach: Danny Hale

PSAC Record: 6-0

*** NCAA Division II Playoffs**

2002

BU	18	at Indiana (PA)	37
	27	at Shippensburg	26
	47	Lock Haven	23
	38	Slippery Rock	14
	13	East Stroudsburg	16
	49	at Millersville	26
	31	at Kutztown	21
	37	Cheyney	12
	23	West Chester	10
	17	at Mansfield	6

Overall Record: 8-2

Head Coach: Danny Hale

PSAC Record: 5-1

2003

BU	30	New Haven	17
	0	Shippensburg	21
	15	at Lock Haven	17
	19	at Slippery Rock	16
	40	at E.Stroudsburg	37
	50	Millersville	7
	35	Kutztown(OT)	28
	45	at Cheyney	21
	34	at West Chester	35
	21	Mansfield	6
	40	Indiana (PA)	42

Overall Record: 7-4

Head Coach: Danny Hale

PSAC Record: 5-1

2004

BU	20	at Slippery Rock	17
	10	at Shippensburg	48
	54	Lock Haven	0
	34	Indiana (PA)	24
	24	East Stroudsburg	30
	37	at Kutztown	12
	69	Cheyney	0
	49	Mansfield	7
	24	at West Chester	35
	23	at Millersville	20

Overall Record: 7-3

Head Coach: Danny Hale

PSAC Record: 4-2

2005

BU	40	Slippery Rock	24
	33	at Fairmont St.	0
	49	Shippensburg	21
	63	Lock Haven	0
	27	at Indiana (PA)	0
	31	at E. Stroudsburg	24
	12	Kutztown	0
	48	at Cheyney	14
	40	at Mansfield	12
	42	West Chester	35
	42	Millersville	28
	39	E. Stroudsburg*	52

Overall Record: 11-1

Head Coach: Danny Hale

PSAC Record: 6-0

***NCAA Division II Playoffs**

All-Time Scores Since 1935



2006

BU	3	at James Madison	14
	24	CALIFORNIA (PA)	19
	28	at Edinboro	10
	24	CLARION	10
	35	at Shippensburg	14
	30	WEST CHESTER	27
	41	KUTZTOWN	14
	31	at Mansfield	7
	28	at Millersville	16
	45	E. STROUDSBURG	37
	35	at Cheyney	6
	21	WEST CHESTER *	20
	24	at Shepherd *	21
	3	at N.W. Missouri *	33

Overall Record: 12-2

Head Coach: Danny Hale

PSAC Record: 6-0

*NCAA Division II Playoffs

2007

BU	42	CW POST	28
	13	at California, Pa.	31
	41	EDINBORO	42
	52	at Clarion	10
	28	at West Chester	44
	49	at Kutztown	32
	42	MILLERSVILLE	28
	35	at E. Stroudsburg	26
	55	CHEYNEY	6
	41	INDIANA (PA)	35

Overall Record: 7-3

Head Coach: Danny Hale

PSAC Record: 4-1

2008

BU	49	at Ashland	42
	24	CALIFORNIA (PA)	17
	24	MERCYHURST	0
	31	KUTZTOWN	21
	13	at C.W. Post	6
	49	at Millersville	24
	42	E. STROUDSBURG	23
	43	at Cheyney	7
	21	at Shippensburg	0
	21	WEST CHESTER	24
	38	at Gannon	10
	28	WEST CHESTER *	21
	24	CALIFORNIA (PA) *	27

Overall Record: 11-2

Head Coach: Danny Hale


PSAC Record: 6-1

*NCAA Division II Playoffs


ALL-AMERICANS




Mike Blake




Frank Sheptock




Tony Woods




Irv Sigler



Kevin Grande



Tim Baer



Jahri Evans



Jamar Brittingham

All-Americans



1981 MIKE BLAKE (TE) —
Associated Press Honorable Mention

1982 MIKE BLAKE (TE) —
Associated Press 1st Team

1983 FRANK SHEPTOCK (LB) —
Associated Press 1st Team

MIKE JUPINA (C) —
Associated Press Honorable Mention

1984 FRANK SHEPTOCK (LB) —
Associated Press 1st Team

TONY WOODS (DB) —
Associated Press 2nd Team

MIKE JUPINA (C) —
Associated Press Honorable Mention

1985 FRANK SHEPTOCK (LB) —
Associated Press 1st Team
(First player to become three-time first team AP All-American)

TONY WOODS (DB) —
AFCA 1st Team,
Associated Press Honorable Mention

MIKE JUPINA (C) —
Associated Press Honorable Mention

DOUG DeLAMBO (OT) —
Associated Press Honorable Mention

KEVIN GRANDE (TE) —
Associated Press Honorable Mention

1986 KEVIN GRANDE (TE) —
Associated Press Honorable Mention

1987 JAY DeDEA (QB) —
Associated Press Honorable Mention

1988 JOSHUA LEE (DT) —
Football Gazette 2nd Team,
Associated Press Honorable Men.

1989 JOHN FULMER (C) —
Football Gazette 2nd Team

1990 ERIC JONASSEN (OT) —
Football Gazette 1st Team,
Associated Press 2nd Team

1991 ERIC JONASSEN (OT) —
Associated Press 1st Team, AFCA 1st Team,
Football Gazette 1st Team

1994 CHET HENICLE (DB) —
CoSIDA 3rd Team

1995 JAMES SMITH (OT) —
Football Gazette 2nd Team,
Associated Press 3rd Team,
CoSIDA 3rd Team

BUCK EARDLEY (WR) —
Football Gazette 2nd Team

1996 RON LELKO (WR) —
Associated Press 1st Team, CoSIDA 1st Team,
Football Gazette 1st Team,
American Football Quarterly 1st Team

TIM BAER (OG) —
CoSIDA 1st Team, Football Gazette 2nd Team,
Associated Press 3rd Team

SEAN SMITH (All-Purpose>Returns) — Football
Gazette 1st Team, CoSIDA 2nd Team

IRV SIGLER (RB) —
Associated Press 2nd Team, CoSIDA 2nd Team,
Football Gazette 2nd Team

1997 IRV SIGLER (RB) —
Harlon Hill Award,
Associated Press 1st Team, Daktronics
CoSIDA 1st Team, Football Gazette 1st Team,
American Football Coaches 1st Team

TIM BAER (OG) —
Associated Press 1st Team,
Daktronics CoSIDA 2nd Team,
Football Gazette, 2nd Team

GARY FITTERTY (DL) —
Football Gazette 3rd Team

1998 TIM BAER (OG) —
Football Gazette 1st Team

CHRIS ORLANDO (DB) —
Football Gazette Honorable Mention

2000 JEFF SMITH (OT) —
Associated Press 3rd team,
Daktronics 1st Team,
Football Gazette 3rd team

MIKE LELKO (WR) —
Associated Press 3rd team
Football Gazette 2nd team

MARQUES GLAZE (TB) —
Football Gazette 2nd team

2002 BRIAN BINGAMAN (OT) —
d2football.com, Hon. Mention

2003 CHRIS MULLIN (OT) —
Dopke.com 1st team

2004 JAHRI EVANS (OT) —
American Football Coaches 1st Team
Associated Press 2nd team
Football Gazette 2nd team

2005 JAHRI EVANS (OT) —
American Football Coaches 1st Team
Daktronics 1st Team
Don Hansen's 1st Team
Associated Press 1st Team
D2football.Com 1st Team

JAMAR BRITTINGHAM (RB) —
Daktronics 1st Team
D2football.Com 1st Team
Don Hasen's 1st team
Associated Press 1st Team

JOHN MOSER (OG) —
Don Hansen's 2nd Team

2006 TYLER TRETTIN (DB) —
Daktronics 2nd Team
D2football.com 2nd Team

DAVE SHEMARIA (OL) —
D2football.com Honorable Mention

BRAHIN BILAL (WR) —
D2football.com Honorable Mention

2007 JAMAR BRITTINGHAM (RB) —
American Football Coaches 1st Team
Daktronics First Team
D2football.com Honorable Mention


2008 MATT BOSS (OL) —
D2football.com Honorable Mention

JON OCHS (DL) —
D2football.com Honorable Mention

Harlon Hill Award/Hall of Fame



The Harlon Hill Trophy is awarded annually to the nation's top player in Division II football. The award is named after former University of North Alabama standout Harlon Hill. Hill played 10 years in the NFL with the Bears, Lions, and Pittsburgh Steelers.



Irv Sigler Received the 1997 Harlon Hill Award

The award winner is determined in voting by the Division II sports information directors and is presented in a banquet in Florence, Alabama.

In 1997, Irv Sigler became the first person in Bloomsburg history to win the Harlon Hill Award.

He finished second in Division II rushing (203.8), fourth in scoring (12.0 ppg), and

third in all-purpose yards (213.1). Sigler became the leading rusher in Pennsylvania State Athletic Conference history with 5,105 career rushing yards. He also established a then PSAC record for rushing yards in a season with 2,038 (His record was broken by Brittingham in 2005).

During his career, Sigler set or tied 29 national and school records. He rushed for a combined 3,802 yards during his junior and senior seasons, scoring 45 touchdowns in that span. He is the PSAC's all-time leading career rusher (5,105).

Sigler was named 1996 PSAC Offensive Player of the Year, while being honored on three Division

II All-America teams. He helped lead Bloomsburg to a fourth consecutive PSAC Eastern Division title, as Bloomsburg became the first PSAC school to win four consecutive division titles.



Jamar Brittingham at the 2005 Harlon Hill Award Ceremony with SID Tom McGuire (left) and Head Coach Danny Hale (right)

In 2005 Jamar Brittingham was a national finalist for the award. Brittingham finished third in the final balloting, while becoming just the second sophomore, and first since 1987, to be one of the three finalists for the award.

During the 2005 season he rushed for 2,260 yards and scored 32 rushing touchdowns with both marks breaking school and PSAC records. He also caught 20 passes for 299 yards and scored two scores giving him 34 touchdowns for the year.

His rushing average of 188.3 and scoring average of 17 points per game not only led Division II, but all three divisions of football. His 204 total points was also the third highest single season scoring total in NCAA Division II history, while his rushing average was the ninth best in NCAA D-II history.

Brittingham was named PSAC Offensive Player of the Year, as well as being selected to four All-American teams.

COLLEGE FOOTBALL HALL OF FAME

Former Huskies standout Frank Sheptock '86 was inducted into the College Football Hall of Fame Divisional Class in 2007.

Sheptock was joined in the 2007 class by players Tracy Ham, Georgia Southern; Joe Kendall, Kentucky State; and Jessie Tuggle, Valdosta State. Also, coaches Jim Christopherson, Concordia College, MN and William "Billy" Joe, Florida A & M/Central State and Cheyney.

The only three-time All-America selection in Bloomsburg football history, Sheptock's dominating on-field presence let to a record-setting defensive career for the Huskies. A member of the NCAA Division II Team of the Quarter Century (1973-97), Sheptock holds the school records for tackles in a

career (537), single season (159) and single game (23), and career fumble recoveries (12).

Leading his teams to an overall record of 24-18-1, the four-time Pennsylvania State Athletic Conference (PSAC) First Team pick revitalized a BU team that went 0-10 prior to his playing days. In 1985, he guided the Huskies to the PSAC Championship title as well as the Division II Semifinals. He was named to the BU Hall of Fame in 1997, one year after taking the head coaching position at Wilkes University (Pa.). Now in his 13th season at the helm, Sheptock has earned Middle Atlantic Conference Coach of the Year honors and his teams have posted six post-season playoff berths. His overall record at Wilkes is 82-55.

Bloomsgburg Huskies in the NFL



Jahri Evans

On April 30, 2006 the New Orleans Saints selected Bloomsgburg offensive tackle Jahri Evans in the fourth round (108th overall) in the NFL draft. Evans was the first Bloomsgburg player to be drafted since 1992, when Eric Jonassen was selected in the fifth round by the San Diego Chargers. After blocking for Division II's best running back, Jamar Brittingham, at Bloomsgburg, Evans is now blocking for Heisman Trophy winner Reggie Bush in New Orleans.

Evans started all 16 regular season and two post-season games for the Saints and was named to the NFL All-Rookie team for his play in 2006.

During his career at Bloomsgburg, Evans was a two-time All-American. In 2005, he helped lead the Huskies to an undefeated regular season and a PSAC East title.



Jahri Evans, a two-time All-American, was selected in the 4th round (108th overall) in the 2006 NFL draft by the New Orleans Saints

Eric Jonassen

In 1992, tackle Eric Jonassen was selected in the fifth round by the San Diego Chargers. Jonassen played two years for the Chargers. In 1993, Jonassen played in all 16 games and started in two for the Chargers. His career ended after the 1993 season. At Bloomsgburg, Jonassen was an All-American tackle.

Mike Morucci

Running back Mike Morucci was taken in the seventh round of the 1980 draft by the New Orleans Saints. However, his NFL career was cut short by injury. At Bloomsgburg, he graduated as the Huskies and the PSAC all-time leading rusher. His Bloomsgburg records stood until 1997 when they were broken by tailback Irv Sigler.

Bob Tucker

Bob Tucker was not drafted but joined the Giants as a rookie in 1970. He put together a solid 11- year career as a tight end. Tucker had 422 receptions for 5,421 yards and scored 27 touchdowns. In 1971, his 59 receptions ranked second in the league. At Bloomsgburg, Tucker was an All-Pennsylvania Conference selection three times. He graduated with nine school receiving records and ranks fourth all-time at BU with 131 receptions.

Bob Warner

Running back Bob Warner was selected in the 13th round of the 1972 NFL draft by the Denver Broncos.

Elmer Kreisser

Kreisser became the first Bloomsgburg player to be drafted in the NFL when he was taken in the 27th round by the Pittsburgh Steelers.

Tom Donan


Donan was the first Bloomsgburg player to sign a pro contract when he inked with the Steelers in 1949. Injuries forced him to retire while in camp.

Frank Luchnick

Luchnick was the second Bloomsgburg player to sign a pro contract. He signed with the Steelers and was invited to camp in 1949.

Former Bloomsgburg Players in the NFL

Year	Round	Pick	Name	Pos.	Team
2006	4	108	Jahri Evans	LT	Saints
1992	5	140	Eric Jonassen	OL	Chargers
1980	7	177	Mike Morucci	RB	Saints
1972	13	317	Bob Warner	RB	Broncos
1970	Not Drafted		Bob Tucker	TE	Giants
1950	27	346	Elmer Kreisser	E	Steelers
1949	--	---	Tom Donan	G	Steelers
1949	--	--	Frank Luchnick	T	Steelers



Bob Tucker had 422 receptions in his 11-year career with the Giants and Vikings

Pennsylvania State Athletic Confer.

PSAC Office Staff

Steve Murray, Commissioner; Will Adair, Ass't Commissioner;
Carlin Chesick, Ass't to the Commissioner; Matt Beltz, Director of Media Relations
Pennsylvania State Athletic Conference

206 Annex Building
Lock Haven University
Lock Haven, PA 17745

Office Phone: 570-893-2512 • Office Fax: 570-893-2206 • Web Site: www.psacsports.org

Originating in 1951 to administer and promote men's athletics, the Pennsylvania State Athletic Conference has evolved into one of the NCAA's most heralded intercollegiate conferences.

The first major step came in 1977, when based on a growing interest, the league reorganized to provide a structure for its women's programs. Only three years later, lacking a standard competitive division, league voted to reclassify the entire conference to NCAA Division II.

The most recent enhancement came during the 2008-09 academic year when the PSAC expanded adding full-time members Gannon and Mercyhurst, and associate member Long Island University-C.W. Post. The membership now consists of 16 full-time institutions and the associate.

All of the league's full-time members are located within the Commonwealth of Pennsylvania, which makes the PSAC the largest one-state conference in the NCAA. The league has also grown to share the distinctions as: the largest conference in Division II, the largest football-playing conference in the NCAA, and, with 23, the conference that sponsors the most championships at the Division II level.

Highly competitive on a regional and national level, PSAC schools annually send nearly one-third of its teams into NCAA postseason play. The membership's success has yielded 42 NCAA team and 228 individual title winners.

While proud of its athletic accomplishments, the league also has evolved into one of Division II's finest from an academic standpoint. Nearly 1/3 of the PSAC's estimated 6,200 participants are honored each year as "Scholar-Athletes" for maintaining a GPA of 3.25 or better - a total that has nearly doubled since PSAC Scholar-Athletes were first recognized in the mid-1990s.

Although all 16 current institutions are members of Division II, eight league schools also compete at the Division I level in select sports. PSAC schools enroll over 118,000 students and claim over 670,000 alumni, including 430,000 who reside in Pennsylvania.



Eastern Division

Bloomsburg

Cheyney

C.W. Post (associate)

East Stroudsburg

Kutztown

Mansfield (not football)

Millersville

Shippensburg

West Chester

Western Division

California

Clarion

Edinboro

Gannon

Indiana

Lock Haven

Mercyhurst

Slippery Rock

